

OTC-X1

COMPLETE DOCUMENT IN THREE (3) PARTS.
PART 2 - Articles, others research,
Otis' notes, new concept (X1) power supply,
original publicity statements, related material

A note to all:

Some will question my references to GOD. You are only possible because God is. Every being is a facet. The whole is oneness. The eternal light of creation. There is only sacred geometry. On the smallest level, beyond the atom, all things are the sphere. The center of this sphere is hollow. The only thing that remains when all is removed from a true vacuum, is aether. It is the nothing in between. That which is every where and no where all at once. This is your direct connection to all matter every where and every when.

Upon the mere contemplation of any idea, concept or anything directly or remotely associated with any idea and / or information and / or concept in part or in full, contained in this document renders that idea free for public use, REGARDLESS of how the contemplation or idea came about. Whether that be written, oral, text, conversation, obtained through dreams (or dream like states), second hand source, remote viewing (and associated techniques), clairvoyance (and associated techniques) or any other conceivable or non conceivable method of obtaining or understanding. The novel ideas and concepts contained within are expressed information of the information field rendering these concepts free for use throughout the entire universe / multiverse by any being. This information is for the betterment of all beings every where and every when. **THIS IS NOT NEW TECHNOLOGY.** This is potential information which has existed as the principles of creation since GOD consciousness permeated the entirety of all things. A beautiful man by the name of Nikola Tesla understands this and how to use it. That is why to date everything in this technological world of ours, all stems from him. **IT MUST BE NOTED,** Nikola only has the interest of the betterment of humanity as a goal. Others who use his technology, specifically governments and contractors associated with 'disharmony' projects are singularly responsible for what they have done with the information stolen from Nikola. Nikola new the things they do are quite possible, but he only has love in his heart.

The authors of this series of three documents recognize and acknowledge there is no such thing as an original idea, not any one human can have an original idea. It is merely a fact of how well you are spiritually connected to the information field and the totality of all things. All information, that would be all truth, as only truth is information, is known and shown in the work of GOD, therefore no one can 'patent' that which is eternal universal truth. A meaningless man made law (wall) only applies in the realm of Maritime Law. The law of water, the law of bankers, the law of corporations. The government can not deal with private citizens, because you were created with sovereign rights, it can only deal with corporations. If the government wishes to engage you contractually, it has no choice but to create a fictitious entity which is the corporation of you. If you try to get your name put into lower case when dealing with these type of institutions you will quickly realize the computer software is written to convert your name directly into one of the three versions below displayed in red:

john smith - free and sovereign citizen of the multiverse



John Smith - Capitus Dimunutia Minima - first loss of rights

John SMITH - Capitus Dimunutia Media - can be fined but not imprisoned

JOHN SMITH - Capitus Dimunutia Maxima - rights of freedom totally given up, condition changes from free to a state of bondage where you can be fined and / or imprisoned for a period of time determined by the state.



Your very birth certificate is a contract with the government. So to are property deeds etc., property rates, social security, employment contracts, drivers licence, TAXATION and anything else with your name spelt in any other way, other than all lower case.

You as a free and sovereign citizen do not need any contracts with anyone.

You as a free and sovereign citizen are not bound to Earth.

This information is for all beings following the rules of creation.

This information is for humanity to use.

For everyone to benefit from and to forge a spiritual connection with everyone and everything, every where and every when.

You can not expect to be treated as free or exercise your right to freedom unless you let others do the same.

You must understand your reason for being and complete your life goal.

When you have only love in your heart, ONLY LOVE (this is not a blase statement), then you have no need to be governed.

With the realization that everyone and everything, every where and every when is inevitably made from the same base geometry, you now realize we are not just made of the same stuff, we are in fact all one experience faceted over a universe.

The final note is this: to be free you must be. You must be the change you want to see.

light love balance





Copyright © Gary A. David 2011



Copyright © Gary A. David 2011

The work of
Otis T. Carr



*Peace and Plenty through the application of
free energy to supply all things for all people*

OTC ENTERPRISES,

2502 NORTH CALVERT STREET • BALTIMORE 18, MARYLAND • TUXEDO 9-4900
CARROTTO® DYNAMICS INC., AND UTRON® ATOMIC DEVELOPMENT INC



INC.

CABLE CODE:
MILLENNIUM

YOU ARE THE FORCE FOR PEACE

You have heard it said that you can have anything you want if you want it badly enough.

You have no doubt read that while a man can perform great deeds, no man is sufficient unto himself alone.

And you have probably seen the cancel stamp now used in the U. S. Postoffices, that says: PRAY FOR PEACE.

This Sunday, April 19th 1959, on the anniversary of Paul Revere's heraldic ride, OTC Enterprises gives this message of hope and promise to the colonists of the Planet Earth:

"Our Divinely decreed purpose in this life, on this planet, is to live in Peace, in Harmony, and in free Fellowship. The immutable Universal law of expansion truly means freedom in all the expressions of life:

Freedom of movement with no restriction for all to accept Interplanetary space travel as a certainty.

Freedom of expression, to let the tongue interpret Universal truths without fear or hesitancy.

Freedom from needless labor in the provision of life's necessities.

Freedom to pursue and secure the worldly comforts demanded for decent and equal progressive advancement.

Freedom from waste of Nature's resources, man's energies and talents, and other wastes of Nature's blessings.

These and greater things are inherent in OTC's famous expression: "Peace And Plenty Through The Application Of Free Energy To Supply All Things For All People."

The irresistible force of your positive thoughts can and will bring you to the threshold of the next Millennium — A Thousand Years Of Peace & Plenty — if you will join with us this week-end (wherever you are) in this next great phase we have rightly named THE THIRD ELECTRICAL AGE.

O. I. C. Enterprises



Town Park Motel

32 N. E. 23RD ST. - OKLAHOMA CITY, OKLA.

NEW CLOSE TO DOWNTOWN
3 BLOCKS WEST OF CAPITOL
PHONE JA. 4-2287
FOR RESERVATIONS - JA. 8-2922

24 HOUR PHONE SERVICE
HEATED SWIMMING POOL
ELECTRIC HEAT
FREE TV IN EVERY ROOM

April 5, 1959

Mr and Mrs. W. B. Smith
10 Lotta Ave, City View
Ottawa 5, Ontario, Canada

Dear friends,

I have made reservations at the Town Park Motel, see card enclosed for you and your friends. I have requested one double for your family, rate \$8.16 per day and a double (twin beds) for your two friends, same rate. If there are any corrections you wish to make, please mail the enclosed card right away to make any such corrections.

We are extremely pleased to hear you are coming and look forward to seeing you. We hope your wife may come with you. You will all meet many new wonderful friends.

The demonstration is not scheduled in Canada yet. We are concentrating on this program at Okla City at the present time. After that many things will happen. We are very anxious to discuss many things with you.

Sincerely,

Wayne S. Aho
Wayne S. Aho
Director of Public Education

OTC ENTERPRISES INC.

2502 North Colvert Street, Baltimore 18, Maryland

GRAVITY UTILIZATION
Place - Frontier City
Time - April 5, 1959

CONTROLLED
FREE-FLIGHT
Weather - Regardless

SPACE-O-GRAM

ON APRIL 5, 1959 AT SPACE FRONTIERS OKLAHOMA, NEAR OKLAHOMA CITY MR. OTIS T. CARR WILL PUBLICLY DEMONSTRATE AND REVEAL TO THE WORLD FOR THE FIRST TIME ALL OF THE HITHERTO SECRET WORKINGS OF HIS NOVEL INVENTION OF THE OTC-X1 ELECTRO-GRAVITATIONAL SPACECRAFT. THE CRAFT TO BE EXHIBITED IS A SIX-FOOT-DIAMETER CIRCULAR-FOIL MODEL WHOSE FLIGHT WILL BE PROPELLED SOLELY BY ELECTRICITY PRODUCED AND SELF-REGENERATED BY THE UNIQUE AND ORIGINAL UTRON ELECTRICAL ACCUMULATOR POWER-PACKAGE.

FOR ALL WHO WANT TO ATTEND THIS HISTORIC EVENT PROVING MAN'S ABILITY TO OVERCOME THE PULL OF GRAVITY, ARRANGEMENTS ARE BEING MADE FOR TOUR-RATE ROUND-TRIP FARES ON LUXURY BUSES AND CHARTERED AIRLINERS. MOTEL AND HOTEL RESERVATIONS CAN BE MADE IN NEARBY OKC & TULSA.

AT THIS SAME PLACE AND TIME YOU WILL ALSO SEE THE COMPLETED FORTY-FIVE-FOOT ANIMATED PROTOTYPE MODEL OTC-X1 THAT WILL SIMULATE FLIGHT IN OUTER SPACE AND IS STRUCTURALLY IDENTICAL TO THE CRAFT MR. CARR WILL PILOT TO THE MOON ON SEVEN DECEMBER THIS YEAR.

WIRE OR PHONE (THERE'S NO TIME FOR REGULAR MAIL COMMUNICATION) THE OTC REPRESENTATIVE SHOWN NEAREST YOU ON THE INCLOSED LIST. EACH LISTED REPRESENTATIVE WILL ANSWER ALL YOUR QUESTIONS AND MAKE THE REQUIRED ARRANGEMENTS FOR YOUR TRAVEL AND HOUSING AND WILL COLLECT THE COSTS FROM YOU PRIOR TO DEPARTURE.

C. R. LLOYD
COMMUNICATIONS MANAGER
OTC ENTERPRISES, INC.

OTC ENTERPRISES INC.

2502 North Calvert Street, Baltimore 18, Maryland

GRAVITY UTILIZATION
Place - Frontier City
Time - April 19, 1959

SPACE-O-GRAM

CONTROLLED
FREE-FLIGHT
Weather - Regardless

URGENT IMPORTANT NOTICE

DATE CHANGE

DTC-XI UNVEILING & PROTOTYPE FLIGHT DEMONSTRATION TO BE HELD APRIL 19th INSTEAD OF APRIL 5th AS PER PREVIOUS NOTICE!

HERE'S WHY

OTC Production Test Engineer Charles O. Rhoades (formerly in the same capacity at Douglass Aircraft) has just informed us that in spite of current sixteen-hour daily work schedule our machinists, electricians, and radio engineers have asked for two additional weeks of further testing and refinement so that the remote radio flight controls will be utterly dependable to respond accurately when Mr. Carr signals the ground commands for aerial performance at a safe ceiling below those occupied by other aircraft in the vicinity.

We have had no choice but to grant this additional time for the safety and satisfaction of all concerned, and in order to assure you of seeing what you will be there to witness.

SILVER LINING

1. You now have more time to tell more people and contact other interested groups who may not yet have heard about the other announcements of this historic event.
2. You now have more time to arrange for time off, for baby-sitters, for reservations, and accommodations for the days you'll be visiting with us at Oklahoma City.
3. You now have more time to collaborate with the OTC contact listed for your area on the reverse of this message, and perhaps yourself join in the effort to arrange with others in your area to form travel-parties for the big week-end.
4. You can also mention in all your conversations with others, that since your previous SPACE-O-GRAM we have arranged for reservations, accommodations, and special rates at ALL the hotels and motels listed. Also, by arrangement with staff executives of HORIZONS UNLIMITED at Oklahoma City, we will have local residents on hand at all points to assist you with housing details and other needed information.

YOUR SUGGESTIONS AND QUESTIONS ARE WELCOME AT ANY TIME. WRITE, WIRE OR TELEPHONE ANY OF OUR LISTED HEADQUARTERS FOR FURTHER INFORMATION.

C. R. LLOYD
COMMUNICATIONS MANAGER
OTC ENTERPRISES, INC.



*Peace and Plenty through the
application of free energy to supply
all things for all people*

OTC ENTERPRISES, INC.

2502 NORTH CALVERT STREET • BALTIMORE 18, MARYLAND • TUXEDO 9-4900
CAROTTO® DYNAMICS INC., AND UTRON® ATOMIC DEVELOPMENT INC.



CABLE CODE
MILLENNIUM

Wilbur Smith, P. Eng
Dear Friend, & family

March 23, 1959

You are cordially invited to attend the demonstration of the six-foot, remote controlled prototype of the OTC X1 Spacecraft at Oklahoma City, Oklahoma on April 19, 1959. At the same time, Space Frontiers, Frontier City, Oklahoma City will be dedicated, where a forty-five foot replica of the OTC X1 Spacecraft has been built to operate as an educational feature and space ride.

A great deal of dedicated work and support from wonderful people has brought us to this milestone in the introduction of a Spacecraft and new Free-Energy concepts. We have a great program of introduction before us to bring to mankind a higher standard of living and the development of higher consciousness--which will ultimately be the foundation and framework for the New Earth.

OTC Enterprises, Inc. has accepted the challenge of our time by providing leadership to a confused world in time of great need. This has been and is a work that requires people of high spiritual motives in order to build this temple of higher consciousness. This letter is being mailed to you after careful consideration--as a doer of the word--because of your similar interest and dedicated effort to bring in the new space age. We sincerely hope you can accept this invitation.

The program at Oklahoma City includes two days, April 18th and 19th. The registration center, where all arrivals will register for activities and special instructions, is the office of the Town Park Motel at 32 Northeast 23rd Street, Oklahoma City, telephone Jackson 4-2287. Please write OTC Enterprises Inc., Registrations, at the Town Park Motel address, giving your expected arrival, the number in your party and need for accommodations so that the Oklahoma City committee can arrange reservations.

All arrivals will need to pay for their own accommodations, meals and other expense during this period. We wish it could be otherwise but we know you will recognize the importance of this event and will make every effort to be in attendance.

Yours sincerely,
Otis T. Carr

OTIS T. CARR
President
OTC Enterprises Inc.

OTC ENTERPRISES, INC.
SPACE OKLAHOMA, INC.
State Capitol Station, Box 3311
OKLAHOMA CITY, OKLAHOMA



OTC ENTERPRISES, INC.

2502 NORTH CALVERT STREET • BALTIMORE 18, MARYLAND • TUXEDO 9-4900

CAROTTO® DYNAMICS INC., AND UTRON® ATOMIC DEVELOPMENT INC.

FIRST IN SPACE
THE OTC-X1



SPACECRAFT

PROGRAM APRIL 17, 18, and 19 Oklahoma City, Oklahoma
Headquarters: TOWN PARK MOTEL 32 North East 23 Street JA 4-2287 JA 8-2922

OTC Enterprises, Inc., Space Oklahoma, Inc., Frontiers of Space, Frontier City, Oklahoma With Assistance from Horizons Unlimited, Oklahoma City's Own Space Club, 204 North East 12 Street, Oklahoma City 4, Oklahoma.

FRIDAY, APRIL 17. REGISTRATION (at Motels and Hotels listed on Spaceogram. Each person attending the activities should register, giving name, address and firm or group represented to committee at motel or hotel, or at the scene of activities. This is assist us in locating visitors and to foster development of friendships. You will be supplied with plastic holders for identification to be worn at all activities. Before leaving Oklahoma City, please return these to Boy Scout Guides at the activities or leave at the motel or hotel desk where you are staying.

Educational, recreational Space Ride, a forty-five foot replica of the OTC XI Spacecraft may be examined at Frontier City, Oklahoma 10 miles northeast of Oklahoma City on Rts. 66 and 77. A tape recording from Mr. Otis T. Carr, inventor of the OTC XI will repeat a message from Mr. Carr telling the history of this novel invention. It is recommended that during your visit to Oklahoma City you avail yourself of the opportunity to observe this Space Ride closely and spend several hours visiting this most interesting Frontier City where you will find both the 'Old and the New'. Photographs and movies may be taken of the interesting scenes at Frontier City and other activities.

SATURDAY, APRIL 18. REGISTRATION.

2:00 P. M. FIRST CHRISTIAN CHURCH AMPHITHEATRE
3700 North Walker (36th and Walker)
Welcome to Oklahoma City - Horizons Unlimited
Keynote Address - Speaker to be announced
Address by Otis T. Carr - "Free Energy and the Third Electrical Age"
Short talks by honored guests
Science Symposium by selected scientists under direction of Science Committee.
Program Director and Master of Ceremonies, Wayne S. Aho, Director of Public Education,
OTC Enterprises, Inc.

SUNDAY, APRIL 19. REGISTRATION.

Morning ---- Church Services, Church of your faith. Also visits to Frontier City, Oklahoma.
3:00 P. M. Planned demonstration of flight, OTC XI prototype in 6 foot diameter. Under direction of Peter G. Varian, Operations Chairman. Location: Near Frontier City. Guides furnished by Explorer Boy Scout Troops, Oklahoma City and vicinity.
Followed by Science Symposium by selected scientists present at demonstration under direction of Science Committee.

Evening

7:00 P. M. CEREMONIAL DINNER.
To be announced by invitation
Special message from Otis T. Carr

I wish to acknowledge the assistance given by volunteer committees from Horizons Unlimited, by the various Boy Scout Troops, Explorer and disaster units and the many dedicated individuals that have been most gracious in their assistance and support.

May your horizons have no limit.

Otis T. Carr
President, OTC Enterprises, Inc.

OTC ENTERPRISES, INC.
SPACE OKLAHOMA, INC.
State Capitol Station, Box 3311
OKLAHOMA CITY, OKLAHOMA



OTC ENTERPRISES, INC.

2502-NORTH CALVERT STREET-BALTIMORE-18-MARYLAND-TEL-9-4900
CAROTTO® DYNAMICS INC., AND UTRON® ATOMIC DEVELOPMENT INC.



The OTC-XI six foot prototype did not fly on April 19th for several reasons some of which are listed herewith:

Mr. Otis T. Carr had to enter the hospital for eight days at a critical stage of development of the OTC-XI, with a lung hemorrhage. He was in the Mercy Hospital during the weekend of activities which everyone enjoyed tremendously even without the flight attempt -- April 17, 18, and 19. We are all happy to hear and glad to report that the doctor said there is no indication of recurrence. He said there is no indication of cancer or TB or other ailment. He believes it was a burst blood vessel in the upper right lung seen through the examining apparatus lowered down the throat, probably caused by over-work and strain. He prescribed rest and not too much drive in work effort.

Engineers worked day and night for 24 hour stretches trying to get all the assembly complete. In this they succeeded and demonstration was planned. In preliminary pre-flight rotation tests (televised to nation later) a leak developed in a seam of the accumulator spraying mercury throughout the mechanism, making it necessary to disassemble and clean all parts. The accumulator failure is being corrected. All assemblies and circuits will be checked and tested for performance. We are not announcing a flight date and do not plan to announce it in advance. Pre-flight tests will be made, then validation and public demonstration will take place.

The April 19 date was set with the hope of demonstrating the OTC-XI prototype at the same time that the 45 foot Educational Space Ride, OTC-XI replica, at Frontier City was dedicated at Space Frontiers. The dates were set too optimistically. The space ride was operative and took many aboard. Thousands will begin to ride it as a public feature within the next few days. Interesting comments were heard from those who went aboard April 19th. One man shook his head in wonderment upon landing. He said it really feels like it is flying and exclaimed: "When this thing flies, I'm going home to fly my bathtub!" He was convinced.

There is no deadline for the introduction of a new principle or discovery. The energies making the OTC-XI possible have always existed since this earth was created. The patterning of the craft is new, at least to this civilization. Columbus had no deadline for sailing the ocean, Copernicus had no deadline to prove the earth rotated around the sun, Edison had no deadline for introducing the electrical light, Tesla had no deadline for introducing the alternating current electric motor. New concepts need to reach into the consciousness of people first. This is being accomplished. The OTC team that is to become world-wide in scope is growing every day. Each one must qualify by faith and understanding to work in this great program to raise the standard of living of all people. A civilization must earn its progress.

IN THIS EFFORT, THE WEEKEND OF APRIL 17, 18, and 19 WAS VERY SUCCESSFUL.

Wayne S. Aho
Director of Public Education

March 30, 1959

Dear Russell,

Further to our conversation about OTC Enterprises demonstration of a spacecraft model at Oklahoma City, I just got a letter from Major Aho, Airmail Special Delivery, extending an invitation to attend. There was also a circular letter from Carr in which it seemed pretty definite that the craft would be flown. The letter from Aho was an individual letter.

I talked the matter over with Bill Riddell and we both thought that it might be worth it to be on deck IF there is actually going to be a demonstration. Now, we figure that it might be possible to drive down. The dates set are April 18 and 19, so we could drive 16 and 17, and if we could round up three or four, the driving wouldn't be much of a chore, and the cost would be reasonable. What do you think about it? Would you be interested in such a drive?

While I am still keeping an open mind of this business, I am satisfied that it is technically possible. And I would sure hate to miss the boat if it actually sets sail.

It was sure pleasant to have that short visit with you last week. I got home OK after about a 2½ hour delay on the train, but the rest apparently did me good because my cold is now gone.

I have been trying all evening to get Bob Young but he has an unlisted number and I can't seem to get a connection through. So I guess I shall send him a wire to wake him up. I'll drop another line later as things develope.

Best regards

Wilbert

August 4, 1959

Dear Dave,

I am very sorry to hear of your illness, Bob mentioned it to me shortly after arriving here and I intended to write at once but somehow I kept procrastinating. I hope that you are now well on the road to recovery.

You seem to be very interested in OTC. I have written them off. From the first I knew that gravity control was possible and that it was scheduled to be released to us soon, so I figured that OTC maybe was the channel. I have spent many hours studying the data received from OTC and I am convinced that there is a germ of an idea deep down under, but it certainly wasn't translated into a piece of workable hardware.

At Oklahoma City Mr. Gosnell, who was a shareholder in OTC Enterprises, arranged for Bill Riddell to see the insards of the 6 foot model. Bill has been working with me in our gravity work here and between the two of us, and after about an hour of close inspection during which we became familiar with every nut and bolt, we came to the conclusion that if that saucer went anywhere, someone was going to carry it!

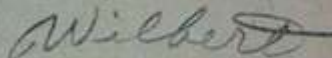
Naturally, all who were in any way closely interested in OTC were quite disappointed, and to me it was a hell of a way to act. I am sure that the boys topside would not help people who acted as OTC, and his associates acted. They have helped us a great deal, and I have firmly resolved that there will be NO exploitation of gravity control so long as I have any control of the situation. All of the people associated with me in this venture think as I do, also.

As a result of our findings at Oklahoma City, and the fact that OTC couldn't satisfy the authorities on a number of points they got a stiff restraining order slapped against them, which permitted them to make the model fly, and that was about all. I had been home here about 10 days when Bob Young got a frantic call from Colton (of OTC) to use his influence with me to get me to go back there and make it fly for them!

I would be most happy to listen to the tape you mention and will take the best of care of it and send it back as soon as we have heard it and catalogued its contents.

Enclosed is a paper which was given to an engineering group and also several service groups recently. You may find it interesting.

sincerely



Wilbert

NEWS-HERALD
TELEPHONE NUMBERS
VICTORVILLE 5-2843
VICTORVILLE 7-7201
Circulation — Largest in Victor
Valley, 21,414 Combined, Thurs-
day, Friday, Monday,
Box A, Victorville, Calif.
Box 847, Apple Valley, Calif.

DESERT NEWS-HERALD

A HOMETOWN-NEWSPAPER DEDICATED TO THE GROWTH AND DE

Vol. 50, No. 32

1960

THURSDAY, MAY 5, 1960

First Time In Any Newspaper... **CARR EXPLAINS HOW**



VALLEY HERALD

A Twice Weekly Newspaper

Serving Victor Valley

Victorville, Apple Valley, Adelanto, George Air Force Base, Hesperia, Lucerne Valley, Oro Grande, Highland, Phelan, Bell Mountain, Desert Springs

Established at Victorville
September 18, 1913

DEVELOPMENT OF THE COMMUNITIES IT SERVES

5, 1960

10c PER COPY

BY MAIL \$8.00 A YEAR

THE OTC-X1 WORKS

Spacecraft Inventor Declares Electro-Gravitational Flight Principles Are As Easy To Understand As The Automobile Storage Battery And Toy Spinning Top

Exclusive to the News-Herald

By NORMAN EVANS COLTON

Otis T. Carr, inventor and spacecraft designer who will soon begin research and development of his unique and novel propulsion systems at the former Osbrink Plant in Apple Valley, told News-Herald editors in an interview yesterday that there is nothing more complex or mysterious about electrical flight-propulsion than the workings of your car battery.

The child's toy spinning-top, says Carr, is an excellent demonstration of how natural forces provide physical lift to a heavy object when the conditions of motion and pressure are prop-

erly related to the earth.

The astonishingly clear scientific explanation given here was prompted, Mr. Carr tells us, by the whirlwind of inquiry he's had from interested residents and hosts of visitors to Apple Valley, since this newspaper's first release of the story three weeks ago.

Credits Mother Nature

It was his close study of the immutable natural forces at work around us, which Mr. Carr said captured his curiosity about thirty-five years ago, and led to his discoveries that will change all present concepts of flight and let men of this generation visit their neighbors on other planets and return to earth in comfort and safety.

To reach common understanding through devices like the familiar storage battery and the whirligig, space-scientist Carr points out that all we need do is regard the well known three dimensions of mass (length, width, and height) in their fourth dimension of motion.

All motion, according to Carr's findings, is a curve that

creates pressure in a straight line perpendicular to its own plane of movement, and that's what makes the top stand on its point when it spins. The so-called centrifugal force of the top's own mass in circular motion applies equal downward and upward pressures to the top's center axis (or axle) which cause it to balance on tiptoe and dance around in orbit almost like a living planet.

Big Motor, Little Universe

We carry this example only a step further by describing the OTC-XI as being like two tops that spin in opposite directions around a single axis. And this is no exaggeration—it's just that simple.

The entire circular-toll craft that is Mr. Carr's most profound development, is an assembly of only two major moving mechanical parts! These two assemblies are like two giant tops that revolve at high velocity around a single central shaft.

You can see this yourself if you want to put bearings on a double-shafted, toy electric—
(Continued on Page 6)

NEW YORK'S CRACK press photographer Sam Vandivert achieves a journalistic masterpiece in this dramatic panorama of suspense-filled faces as newsmen and TV camera crews from all parts of the country wait for the switch to be thrown during rotation beach-tests of an OTC-X1 prototype nearing completion for a scheduled demonstration in Oklahoma City. At the scene to cover for NBC's Monitor News, old-hand reporter Walter McGraw commented later that this moment was quietly one of the most penetrating of all his long experience. The semi-finished craft which is vying for the group's close at-

MORE FOOD FOR MORE THOUGHT

Norman Evans Colton, who Editor in Army Ordnance, where






*We invite any qualified testing laboratory to investigate and
Demonstrations will be made by appointment only.*

CARR GRAVITY- ELECTRODYNAMIC SYSTEMS

401-403 WIDE DRIVE, McKEESPORT, PA. 15135


RESEARCH ■ DEVELOPMENT ■ MANUFACTURING ■

© COPYRIGHT—1965—07



Free Energy

through



CARR GRAVITY-ELECTRODYNAMIC SYSTEMS

Somewhere in the dawn of history, free energy first expressed itself to man in the mystery of fire, wherein an action once begun kept multiplying its reactions and so man started to control the reaction to bring comfort to his position as an observer and his right to explore the future. Out of this type of reasoning came the laws of perogative instances and civilization as we know it now is the product of these laws.

We symbolize the beautiful humming bird and use it as our trade symbol because, as a minute combustible engine of nature it shows the most promise of power-gain in energy transfer. By comparison, it has been evaluated that a grown man would have to consume 180 Lbs. of ground meat a day to produce the same amount of energy that a humming bird produces in its daily pursuit of food from the nectar of certain flowers. The humming bird is a vertebrate the same as we are and is therefore a combustible engine of nature built around the oxygen carbon cycle, etc.

We have properly named our machines gravity, electro-dynamic systems and it is well to explore the word systems to find out that it is a product of being. Gravity is a term which is a part of our language of understanding as relates to the inertial attraction between masses and the differential being provided free by universal law. Dynamics is self-explanatory and means electricity in motion or its manifestations. In order for any power to manifest itself in any form of power within its own homogeneous arrangement a transfer or a transmutation must be acted upon by an outside source and this is exactly what

we do in our machines. We alter the field of gravity and by so doing we change its power potential without in any manner disturbing the field's entity as such. Therefore, our machines operate without any dissemination of the molecular entities involved. We don't smash anything, we don't split anything, and we do not injure the atom in any way. Our machines do not use combustion, therefore, there isn't any consumption of fuel. Our machines are practically noiseless except for the hum of the alternator and they can be activated anywhere on the planet earth or out in space.

Historically, this means that the work power of electricity can now be made available anywhere at a low cost. The Carr-Gravity Electrodynamic System Machines will enter the marketplace at a comparable price to other power generating systems but will cost practically nothing to operate from then on. In the fabrication in our present plant we will build machines of 5,000 watt to 5,000,000 watt capacity according to the need of the customer. We will build portable machines for the contracting trades and individual power machines to operate small industrial complexes, hospitals, apartments, etc.

We sincerely feel that we have one answer to the earth's work needs without being involved in the dangers of radio-activity. Our prototype is in operation now and speaks for itself.



CARR GRAVITY-ELECTRODYNAMIC SYSTEMS

"MARIE BIRD"

ON THE TIP OF EACH FEATHER, A SUN CELL, WHEN VIBRATED BY THE BIRD,
IT ABSORBS PHOTONIC WAVES FROM THE SUN, AND THEN EMPLOYS
THESE WAVES AS SYNTHESIZERS FOR THE ATTRACTION, MODIFICATION
AND AMPLIFICATION OF THE CURRENT OF THE EARTH'S MAGNETISM
FLOWING THRU THE MASS OF THE BIRD.

**OFFICIAL POLICY STATEMENT
OF OTC ENTERPRISES**

OTC Enterprises, developers of free-energy devices that will do the world's work cheaper and better by applying the magnetic and gravity forces of nature to useful machinery, and whose circular-foil spacecraft will revolutionize our concepts of flight and make space travel a reality within the next few months, give you these official answers to some of the important basic questions that have been asked:

T R A N S P O R T A T I O N

What does the OTC circular-foil spacecraft look like; what will it cost; and where will it go?

The OTC spacecraft will look very much like what you have been hearing people describe as a flying saucer. The first experimental models will be fairly large, of anywhere from forty to one hundred feet in diameter and will cost millions of dollars, as do the first prototypes of any aircraft.

But unlike conventional aircraft, the OTC space vehicles will very soon be brought down to family size of about ten-foot diameter, can be built to sell for less than the cost of a modern automobile, and will take your family across town, across

the nation, or around the world in absolute comfort and safety, and in a fraction of the time ever before possible.

Drawings and specifications for the first OTC circular-foil spacecraft are furnished as part of the literature offered below.

OTC Enterprises will be ready within the next six months to start licensing manufacturers, all over the world to mass-produce the OTC space vehicles in many sizes and styles for every transportation need.

T H E E C O N O M Y

"How will OTC inventions of free-energy devices affect world economic conditions?" Will they help or will they hurt?

The introduction, manufacture, and use of OTC free-energy devices will bring more prosperity to more people in the United States and throughout the world than any single invention in the entire history of the world.

Here's why. Most of the world's problems today have their roots in a hunger for more energy than is available. States and nations are fighting over what is left of ordinary fuels and the available supplies of water to make electricity and irrigate the land.

You have had many recent examples of our delicate balance of supply and demand even in this great country. You've seen the rationing of gasoline and oil. You've seen the lights go dim in the Pacific Northwest.

You've seen vast millions of burning desert acres, barren only for lack of a little irrigation. And now even the oil men are beginning to squeeze the last drop out of every ton of shale.

The power hunger is the same the world over, only more so; the most shocking recent example was the willingness of Egypt to close the Suez Canal and fight the world for a few kilowatts of electricity.

OTC Enterprises is even now able to demonstrate in miniature form, the ways in which these electrical and mechanical devices will be able to furnish power for automobiles, trains, great ocean liners and space ships, as well as such things as hearing aids, portable television sets, refrigerators, and even furnish light, heat and power for large cities.

The OTC devices will do all these things, by using the perpetual space-forces of magnetism, gravity, and electro-magnetism—and these forces alone—which are free and available everywhere on the face of the earth and throughout the universe.

Business and industrial leaders around the world are now being invited to itemize the kinds of free-energy devices their concerns are interested to manufacture.

The best way to get the total concept of what his free-energy devices mean to the world, is to suppose that the wheel were just now being discovered—then consider that OTC Enterprises is putting the wheel into the air . . . in an entirely new dimension. This should be pretty good for industry.

D E F E N S E

Will the OTC free-energy devices be a factor in our national defense?

The answer is an emphatic YES! The discoveries and inventions of Otis T. Carr can without question be the scientific balance of total strategy that will take the free people of the world completely out of any further danger of war for all time to come!

And that being a very large and hard-to-believe statement, we will take it apart and examine it piece by piece.

First and foremost, and we feel it hardly need be said, Mr. Carr and all of his associates at OTC Enterprises are as opposed

to the notion of war possible for mortal life to anything.

Our entire program For Peace, and aims to achieve everlasting constructive means.

OTC Enterprises is the application of free energy to help supply the need that when these need enter into a million plenty.

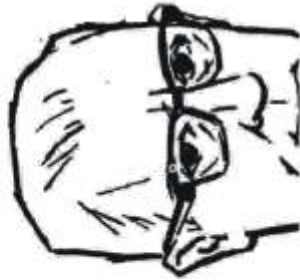
At the present time, the dependence of OTC's williness to cooperate with a program of national OTC Enterprises has been to order the aircraft and other free-energy devices in a maximum use in military.

In that respect the OTC Enterprises will furnish the mechanical energy and air forces, to their vehicles, and do they want to go in and without fission.

This of course, in the development of the spacecraft, which can solar system—either to carry men and supplies of any required size and characteristics as a war. And may God forbid we ever be called c

E M P L O

How will the OTC affect employment? of free-energy device work, or will they c



... or around the world in absolute safety, and in a fraction of time ever before possible.

... and specifications for the first regular-foil spacecraft are furnished of the literature offered below.

Enterprises will be ready within six months to start licensing manufacturing all over the world to many of the OTC space vehicles in many styles for every transportation

THE ECONOMY

... will OTC inventions of free-energy devices affect world economic conditions? Will they help or will they hurt? ... production, manufacture, and use of free-energy devices will bring prosperity to more people in the States and throughout the world than any single invention in the entire history of the world.

... why. Most of the world's problems have their roots in a hunger for energy that is available. States and nations are fighting over what is left of oil, coal, and the available supplies of fuels and the available supplies of water to make electricity and irrigate

... we had many recent examples of the balance of supply and demand in our great country. You've seen the shortage of gasoline and oil. You've seen the oil men in the Pacific Northwest. You've seen vast millions of burning oil wells, barren only for lack of a little water. And now even the oil men are trying to squeeze the last drop out of the shale.

... ever hunger is the same the world is more so; the most shocking example was the willingness of the people to close the Suez Canal and fight for a few kilowatts of electricity.

The OTC free energy devices can change all this in a remarkably short space of time. Enough electric power and energy in the right places, and we will have undreamed of markets for every other kind of goods and materials and appliances our factories and shops can turn-out.

And so goes the simple formula so well demonstrated in these United States: Give the world enough electrical energy, you raise the world's standard of living. Raise the world's standard of living and you raise the world's economy.

This can now for the first time be an absolute promise with the OTC free-energy devices in whatever quantity may be needed, as fast as they can be manufactured. Thus, OTC Enterprises can only help lift our total economy to vastly higher levels.

INDUSTRY

Will the OTC Enterprises free-energy devices help or hurt the world's existing business and industry?

OTC's President Otis T. Carr answers that one quickly and a little sharply: "Our primary interest," says Mr. Carr, "is the opportunity of all industry the world over, to have an ownership with us in our business."

Mr. Carr explains his exact meaning by pointing out that OTC Enterprises will not mass-manufacture anything. OTC and its subsidiaries will design basic models known as prototypes, which will then be turned over to other manufacturers to build in quantity.

Thus, as Mr. Edison's electric light is being made and sold by thousands of concerns the world over, Mr. Carr's Utron engines and Carrotto gravity motors will be made and sold by many thousands of concerns and for every conceivable power and mechanical purpose.

OTC Enterprises is even now able to demonstrate in miniature form, the ways in which these electrical and mechanical devices will be able to furnish power for automobiles, trains, great ocean liners and space ships, as well as such things as heating aids, portable television sets, refrigerators, and even furnish light, heat and power for large cities.

The OTC devices will do all these things, by using the perpetual space-forces of magnetism, gravity, and electro-magnetism—and these forces alone—which are free and available everywhere on the face of the earth and throughout the universe.

Business and industrial leaders around the world are now being invited to itemize the kinds of free-energy devices their concerns are interested to manufacture.

The best way to get the total concept of what his free-energy devices mean to the world, is to suppose that the wheel were just now being discovered—then consider that OTC Enterprises is putting the wheel into the air ... in an entirely new dimension. This should be pretty good for industry.

DEFENSE

Will the OTC free-energy devices be a factor in our national defense?

The answer is an emphatic YES! The discoveries and inventions of Otis T. Carr can without question be the scientific balance of total strategy that will take the free people of the world completely out of any further danger of war for all time to come!

And that being a very large and hard-to-believe statement, we will take it apart and examine it piece by piece.

First and foremost, and we feel it hardly need be said, Mr. Carr and all of his associates at OTC Enterprises are as opposed

to the notion of war and violence as it is possible for mortal beings to be opposed to anything.

Our entire program is labelled Atoms For Peace, and aims in all ways to help achieve everlasting peace through constructive means.

OTC Enterprises sincerely believes that the application of free-energy devices can help supply the needs of all people, and that when these needs are satisfied we will enter into a millennium of Peace and Plenty.

At the present time, however, as evidence of OTC's willingness and even eagerness to cooperate with the government's program of national and world defense, OTC Enterprises has urged the U. S. Government to order the OTC manned spacecraft and other free-energy devices for maximum use in military preparedness.

In that respect the OTC free-energy devices can furnish unlimited electric power and mechanical energy for the field, sea, and air forces, to light their lights, run their vehicles, and do their work wherever they want to go in our solar system ... and without fission or fusion!

This of course, includes the astonishing development of the OTC circular-foil spacecraft, which can go anywhere in the solar system—either manned or unmanned—and can serve as a transportation vehicle to carry men and supplies, or it can carry any required size of what the military characterizes as a warhead.

And may God forbid that an OTC device ever be called on for such a mission.

EMPLOYMENT

How will the OTC Enterprises activities affect employment? Will the introduction of free-energy devices put people out of work, or will they create new jobs?

These are questions that concern one, and especially the manager of OTC Enterprises.

We are able to give you an assurance that the introduction of revolutionary new OTC devices will create more and better work for all people everywhere who work.

Much of what you have already read about this exciting new basic energy automatically indicate the employment opportunities to be created by the developments.

Much more will become of the corporation grows and its unique inventions into mass-production all around the world.

The discoveries and inventions T. Carr truly represent the inception of a new basic NEW industry, which by its scope you might properly call the steel industry, the automobile industry, and the aircraft industry.

And that may well be a good comparison. It is obvious that as new applications are worked out, and new free-energy devices and more of the world's billion-dollar takes to the air in OTC space new activities of all kinds will flourish beyond our wildest dreams.

As a pioneer in discovery, as an inventor, as a pioneer in space-flight Enterprises will be a pioneer in new concept of employment and employee relationships.

No more than that can be said at this time, but when the OTC Enterprises are built and put into operation it will indeed be an entirely new employment opportunity for the people to achieve the greatest benefit in a relationship.




Otis T. Carr, President
OTC Enterprises Incorporated
Pioneering Scientist & Inventor



If you would like to know more about these astonishing new developments, we will send you a complete set of explanatory literature including our 32-page brochure beautifully illustrated in color, a large lithographed compassionate drawing of the OTC-XI, circular-fold-out folders, flight (ready for framing), plus 8 x 10 photographs, specifications, photograph systems and informative data including the new release prototype model. This exciting scientific novel, DIMENSIONS OF MYSTERY, 100 pages of exciting revelation and prophecy in mystical and occultic form, written in 1952 in addition of secret basic principles and is now available to the public for the first time. Dimensions Of Mystery alone is priced at \$5.00, but when ordered with the other literature described above, the entire group of material may be had for only \$5.00 postpaid.

HUGE NEW FREE-ENERGY RESEARCH INSTITUTE TO BE CONSTRUCTED IN BALTIMORE



OTC SPACE ENERGY RESEARCH INSTITUTE

OTC Enterprises will soon begin actual construction of this first group of buildings on building complex will be completely powered, lighted, and mechanized by the free-energy. It will be the scene of research and development in the further application of free-space additions to the installation will include a large spaceport for the landing of visiting craft complete shopping facilities for thousands of employees, their families, and guests.




OTC ENTERPRISES
ULTRON ATOMIC DEVELOPMENT
CARROTTO DYNAMICS

2502 North Calvert Street, Baltimore

Trademark of OTC Enterprises Inc.
© COPYRIGHT 1958 BY OTIS T. CARR, BALTIMORE, MARYLAND.

THIS IS NOT AN OFFER TO SELL STOCK ... This advertisement is not an offering, either public or private, and is not to be construed in any way as such an offering. It is intended solely for information.

HUGE NEW FREE-ENERGY RESEARCH INSTITUTE TO BE CONSTRUCTED IN BALTIMORE COUNTY



OTC SPACE ENERGY RESEARCH INSTITUTE

OTC Enterprises will soon begin actual construction of this first group of buildings on a large site at Space, Maryland. This building complex will be completely powered, lighted, and mechanized by the free-energy space forces of gravity and magnetism. It will be the scene of research and development in the further application of free-space energies for worldwide use. Later additions to the installation will include a large spaceport for the landing of visiting craft and will include hotels, residences, and complete shopping facilities for thousands of employees, their families, and guests.



OTC ENTERPRISES, INC.
UTRON ATOMIC DEVELOPMENT INC.
CAROTTO DYNAMICS INC.

2502 North Calvert Street, Baltimore 18, Maryland

Trademark of OTC Enterprises Inc

© COPYRIGHT 1958 BY OTIS T. CABR, BALTIMORE, MARYLAND.



OTC ENTERPRISES INC.
1010 PINE STREET

OTC Enterprises Inc.
1010 Pine Street
Baltimore, Maryland



... O C K ... This advertisement is not an offering, either public or private, to sell stock, and is not to be construed in any way as such an offering. It is intended solely to acquaint you with the specific data contained in this adver

Introducing CARR GRAVITY-ELECTRODYNAMIC PERPETUAL ENERGY-MOTION MACHINE

*Now operating continuously at the Carr Gravity-Electrodynamics
in the Boston-Greenock Area of McKeesport, Pa.*

Cost-free Electrical and Mechanical Energy produced through nature by Universal C

Matter cannot be destroyed or energy expended, therefore both are perpetual. Our machines use the inertial attraction of matter without expending any part of it to dynamically produce work power and energy transfer. The key mechanism is perpetual and the energy is free and inexhaustible like the universe and its solar systems.

Peace and plenty for all humanity is earth when man has learned to join fellowship of love. We pray that a message will wish us God-speed and that violence and destruction are no we all strive together there isn't a failure unless we stop trying.

FRANCHISE DEALERSHIPS TO BE MADE AVAILABLE --- PLANS FOR FIRST PRODUCTION SCHEDULE

ing CARR GRAVITY-ELECTRODYNAMIC UAL ENERGY-MOTION MACHINES

*ng continuously at the Carr Gravity-Electrodynamic complex
in the Boston-Greenock Area of McKeesport, Pa.*

ical and Mechanical Energy produced through nature by Universal Gravity-Power

destroyed or energy expended,
perpetual. Our machines use the
of matter without expending any
mically produce work power and
e key mechanism is perpetual and
and inexhaustible like the universe
15.

Peace and plenty for all humanity is upon the planet
earth when man has learned to join with God in the
fellowship of love. We pray that all who read this
message will wish us God-speed and feel as we do
that violence and destruction are not the way. When
we all strive together there isn't any such thing as
failure unless we stop trying.

TO BE MADE AVAILABLE --- PLANS FOR FIRST PRODUCTION SCHEDULE TO BEGIN JUNE 15th, 1965

Pause to
Why does it burn
What message

Here on this page for the first time, is the heartwarming answer. The undying light at 2502 North Calvert Street, whose electric glow spreads to all men of good will, marks the workshop of Otis T. Carr ... it burns as a modern-day Candle in reverent memory of those great men of Archimedes to Einstein, who have made this announcement possible ... the astonishing but true fact that the little house on Calvert Street is the

PEACEFUL ATOMIC ENERGY AND A NEW ELECTRICAL

All energy is Atomic
The Light from the Sun
The Pull of Gravity
The Fission of Uranium
The Fusion of Hydrogen
All that moves
Or grows, Or glows
Everywhere on Earth
And throughout the Universe.
It is all Atomic Energy.
Its Utronic presence is everywhere, being even Nature itself.
And held in plain view for all the time we know, it has yet remained Nature's closest secret.
So, how to borrow of this energy from Nature, has been quite a problem.
When you fight Nature, Nature always fights back.
If we try to share Nature's energy by injuring Nature, we will only injure ourselves accordingly.
Try to change the weather in one place and you get storms, or floods, or drought in another.
Crack or split the Atom and you get frightful devastation or poisonous radiation.

And while you may blast a dog or a man away into space, you will never safely blast him back again.
We know the laws of Nature do not change, so why waste the effort and take the terrible risks?
There is only one right way.
The right way is the peaceful way.
And we have found the way.
Now, in fulfillment of his lifetime dedication, Otis T. Carr can finally reveal the total answer!
Mr. Carr has labored and studied and looked deep into Nature's mysteries for twenty years.
He has learned many of her closest secrets.
HE HAS FOUND THE KEY TO PEACEFUL ATOMIC ENERGY IN OUR TIME.
Not only has he found the way, but Mr. Carr has teamed his efforts with a strong gathering of equally sincere men and women who are also dedicated to the common purpose.
That unswervable purpose is to share the word and the rewards with you and all the other free people of the world.
So now, in the Ordained year 1958,

they have established an American Corporation called OTC Enterprises in the office on Calvert Street, to broadcast the news far and wide.
As surely as you are now reading this announcement, you are about to share in two of the greatest discoveries of all time.
We have named them:
THE UTRON ELECTRICAL ACCUMULATOR AND THE CARROTTO GRAVITY MOTOR
They are both real, they are both here, and they are ready to go to work for you.
They do not smash the Atom
They do not split the Atom
They do not blast the Atom
They cannot injure, harm, or destroy any part of Nature or humanity, because they are machines of peaceful action.
They produce unlimited energy without Fission, without Fusion, and without Violence of any kind.
Mr. Carr's two new machines are profoundly simple devices that collect and direct the Free and boundless energies of the Sun in

the same ways the Sun's energies cause the Earth to spin and the rivers to flow, the bread to rise and the plants to grow, and the great Ocean tides to rise and fall.
The Utron Electrical Accumulator uses the Sun's magnificent force of Electromagnetism by means of natural reproductive chemistry.
The Carrotto Gravity Motor, as its name implies, is powered entirely by the Sun's immutable pressure energy we call gravity.
For the answers to both of these natural phenomena, Mr. Carr has looked into the smallest courses of energy in the Atom's tiny shell, and also into its vast reaches in the far places of the Universe.
He has pieced together the simple truths that have been all around us since Time began.
And strangely enough, these total principles are as familiar to you as are the names of the great men of history who knew and proved them one by one:
Archimedes' LEVER
Copernicus' CONSTANTS
Galileo's ACCELERATION
Newton's MOTIONS


Pause to () and forth to work or play,

() at the sight

() of our antique carriage light.

() Why does it burn all night—all day?

() What message speaks within its ray?"



For the first time, is the heartwarming answer. The undying light at 2502 North Calvert Street, whose electric glow spreads a welcome thrill, marks the workshop of Otis T. Carr . . . it burns as a modern-day Candle in reverent memory of those great men of Science, from whom we have made this announcement possible . . . the astonishing but true fact that the little house on Calvert Street is the birthplace of

CELESTIAL ATOMIC ENERGY

A NEW ELECTRICAL AGE

And while you may blast a dog or a man away into space, you will never safely blast him back again. We know the laws of Nature do not change, so why waste the effort and take the terrible risks? There is only one right way. The right way is the peaceful way.

And we have found the way. Now, in fulfillment of his lifetime dedication, Otis T. Carr can finally reveal the total answer!

Mr. Carr has labored and studied and looked deep into Nature's mysteries for twenty years. He has learned many of her closest secrets.

HE HAS FOUND THE KEY TO PEACEFUL ATOMIC ENERGY IN OUR TIME.

Not only has he found the way, but Mr. Carr has teamed his efforts with a strong gathering of equally sincere men and women who are also dedicated to the common purpose.

That unswervable purpose is to share the word and the rewards with you and all the other free people of the world.

So now, in the Ordained year 1958,

they have established an American Corporation called OTC Enterprises in the office on Calvert Street, to broadcast the news far and wide.

As surely as you are now reading this announcement, you are about to share in two of the greatest discoveries of all time.

We have named them:

THE UTRON ELECTRICAL ACCUMULATOR AND THE CARROTTO GRAVITY MOTOR

They are both real, they are both here, and they are ready to go to work for you.

They do not smash the Atom

They do not split the Atom

They do not blast the Atom

They cannot injure, harm, or destroy any part of Nature or humanity, because they are machines of peaceful action.

They are Natural machines that produce unlimited energy without Fission, without Fusion, and without Violence of any kind.

Mr. Carr's two new machines are profoundly simple devices that collect and direct the Free and boundless energies of the Sun in

the same ways the Sun's energies cause the Earth to spin and the rivers to flow, the bread to rise and the plants to grow, and the great Ocean tides to rise and fall.

The Utron Electrical Accumulator uses the Sun's magnificent force of Electromagnetism by means of natural reproductive chemistry.

The Carrotto Gravity Motor, as its name implies, is powered entirely by the Sun's immutable pressure energy we call gravity.

For the answers to both of these natural phenomena, Mr. Carr has looked into the smallest courses of energy in the Atom's tiny shell, and also into its vast reaches in the far places of the Universe.

He has pieced together the simple truths that have been all around us since Time began.

And strangely enough, these total principles are as familiar to you as are the names of the great men of history who knew and proved them one by one:

Archimedes' LEVER

Copernicus' CONSTANTS

Galileo's ACCELERATION

Newton's MOTIONS

Faraday's COIL

Franklin's STATIC

Galvani's ELECTROLYSIS

Einstein's RELATIVITY

Bacon's PREROGATIVES

Edison's THERMIONICS

The answers have been with us for many years. The bits and pieces of the puzzle have been lying around waiting to be assembled.

Call it Destiny, call it Genius, call it what you will—it fell upon the mind and muscle of Otis T. Carr to organize the truths and apply the laws of Nature into his two great new inventions.

You say How Great?

The answer is found at the Masthead of all OTC Enterprises activities; it reads:

"Peace and Plenty through the application of Free Energy to supply all things for all people."

You say Fine, but When?

The answer is:

FREE ELECTRICAL ENERGY AND PRACTICAL SPACE FLIGHT HAVE NOW BEEN SOLVED!

CARR GRAVITY-ELECTRODYNAMIC
PERPETUAL ENERGY-MOTION MACHINES

*Franchise dealerships,
manufacturing rights
and other business opportunities
now available.*

INQUIRIES INVITED—DEMONSTRATIONS BY APPOINTMENT

Phone: 462-9066



**CARR GRAVITY-
ELECTRODYNAMIC SYSTEMS**

401-403 WIDE DRIVE, McKEESPORT, PA. 15135


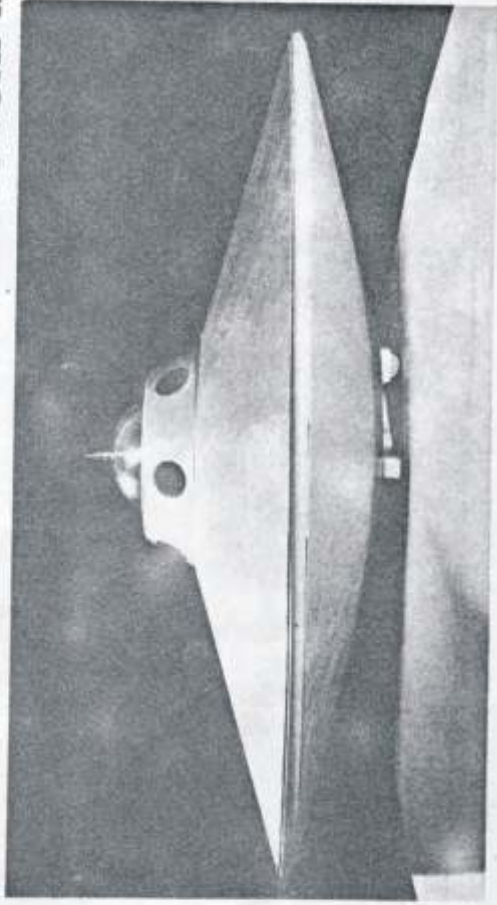
RESEARCH ■ DEVELOPMENT ■ MANUFACTURING ■ MARKETING




**THE BIG NEWS IS SPACE
AND LEADING THE WAY INTO SPACE
IS THE**

OTC-XI

**MODEL ASSORTMENTS
FOR THE REVOLUTIONARY
NEW SAUCER-SHAPED SPACECRAFT**



Do a craftsman-like job and your finished model will make you proud no matter how you look at it.



Ezekiel had the vision—Otis T. Carr saw it too. A wheel within a wheel for interplanetary travel.




Your OTC-All circular-fall Spacecraft will be your handsome contour sculpta a profile for effortless pendant work in modelcrafting. Its Spaceform of lift and soaring velocity on magneto-gravitic waves.

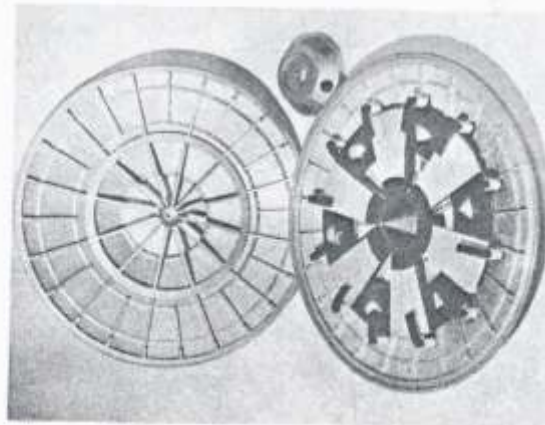
- ★ **Proved an instant success in a mail-order sampling that received tremendous response!**
- ★ **Exciting and enticing to all age groups . . . can be built simply or elaborately!**
- ★ **Model builders, space enthusiasts, engineers and scientists acclaim it!**
- ★ **Plus value — Plan Sheets make fascinating wall decorations!**
- ★ **\$4.98 retailer that gives full mark-up!**
- ★ **Wonderful value — includes 16 colorful lithographs — jam-packed with valuable information, professional model-maker and engineering template plans with complete details for construction!**

**BE SURE TO SEE THE ITEM THAT'S
HOTTER THAN TOMMORROW'S HEADLINES!**

See the Exciting Display in Room 842!



Spars and ribs combined in lacy geometrics form a hull structure of great strength and beauty.




When all units are joined into major assemblies your OTC-All Spacecraft comprises only four units.

Patents pending on all designs — © Copyright 1958 by Otis T. Carr, Baltimore, Maryland — ® Trademark Registered by OTC Enterprises — ® Trade mark of OTC Enterprises — The designs and all statements published herein are the novel and original developments of Otis T. Carr and the OTC Enterprises. They are fully covered by the conventional legal protections of the United States and other countries and may not be reproduced for resale, re-use, exhibition, or for remuneration or gain without specific consent in writing from OTC Enterprises Incorporated.

Freezer Biner


COMES TO THE PLANET EARTH



U. S. PATENTS PENDING

eee Binergy

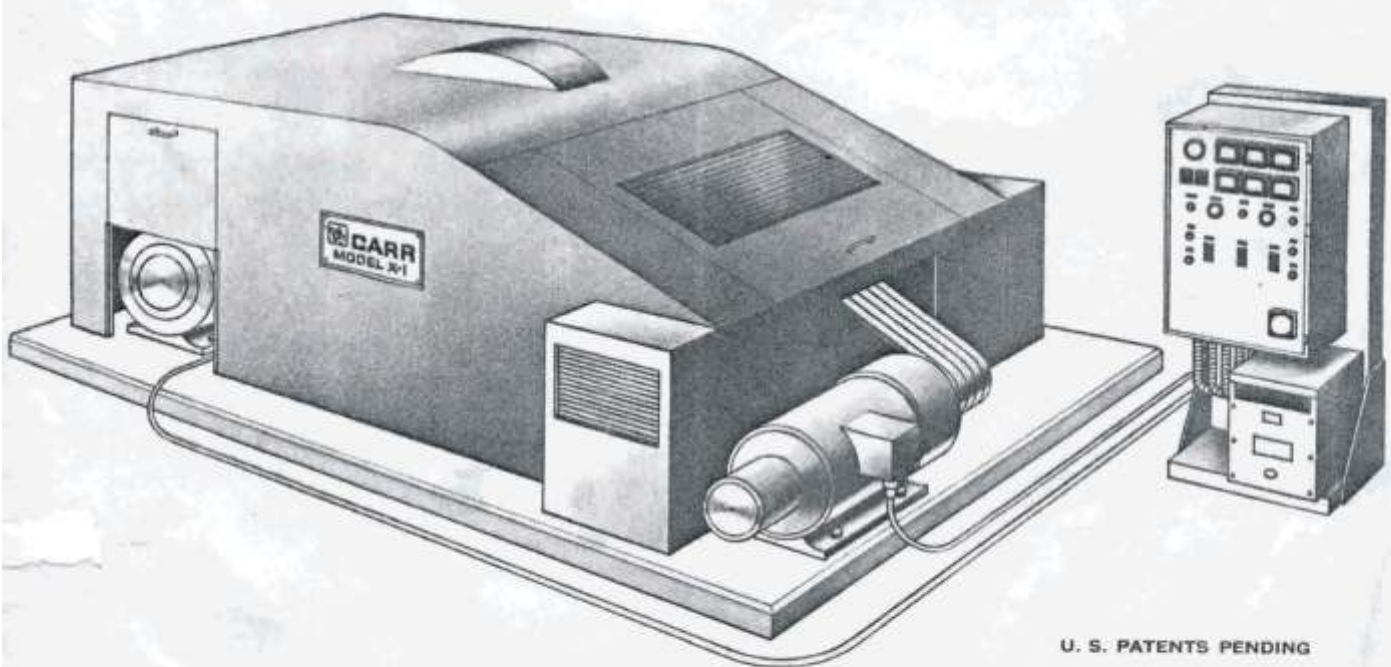
COMES TO THE PLANET EARTH



PERPETUAL ENERGY-MOTION MACHINES

can now be produced upon specification
of power requirements

Our machines come in various sizes and dimensions. The one illustrated below is symbolical of units in the 25 KW to 150 KW range. Various other sizes and dimensions will be engineered to fit requirements from small portable units to large individual power stations.



U. S. PATENTS PENDING



OTC ENTERPRISES INC.
2502 NORTH CALVERT STREET,
BALTIMORE 18, MARYLAND



NEWS-FACT CAPSULE BEHIND OTC-X1 SPACECRAFT FACSIMILE TOY SERIES
Nation's Youth To Learn New Science Of Electro-Gravitational Space Flight
From Real Plans And Prototypes.

The model plans of the OTC-X1 being offered here for the first time to the toy and game buyers of America have a long and exciting story behind them. It was in 1938 that Otis T. Carr developed his theory that a vehicle accelerated to an axis rotation relative to its attractive inertial mass would be activated by space energy and would become a free and independent force of itself. Space energy is, of course, the universal forces of gravity and electromagnetism working in balance to produce an effect not unlike that which holds the earth in place.

But it was not that simple. Vast difficulties lay in devising methods, controls and systems to activate the vehicle initially; to make it controllable; and, the most imposing task of all, to create the kind of "engine" that would be self-regenerating, which is to say, that would by its own operation continue to tap these perpetual forces in order to keep operating.

These and other problems of towering complexity have now been solved, and it is definitely known that a space craft designed and powered on these principles can be successfully launched into outer space, carrying a crew, and returned.

Now being built at field laboratories in Oklahoma is a six-foot prototype test model of the OTC-X1, which will be flown by remote control in April. Still later this year the full-scale OTC-X1 will be launched to the moon. These events will eclipse all previous happenings in the field of space exploration.

that construction can be as authentic and detailed as the model builder's ability allows.

ACTUALLY MINIATURE PLANET

Mr. Carr explained that his craft will operate on his own principle that "a vehicle accelerated to an axis rotation relative to its attractive inertial mass will become activated by space energy and will be a free and independent force."

Space energy, according to Mr. Carr, is the universal and perpetual forces of gravity and electromagnetism, working on counterbalance to each other and producing tremendous power.

CONTAINS OWN SOLAR SYSTEM

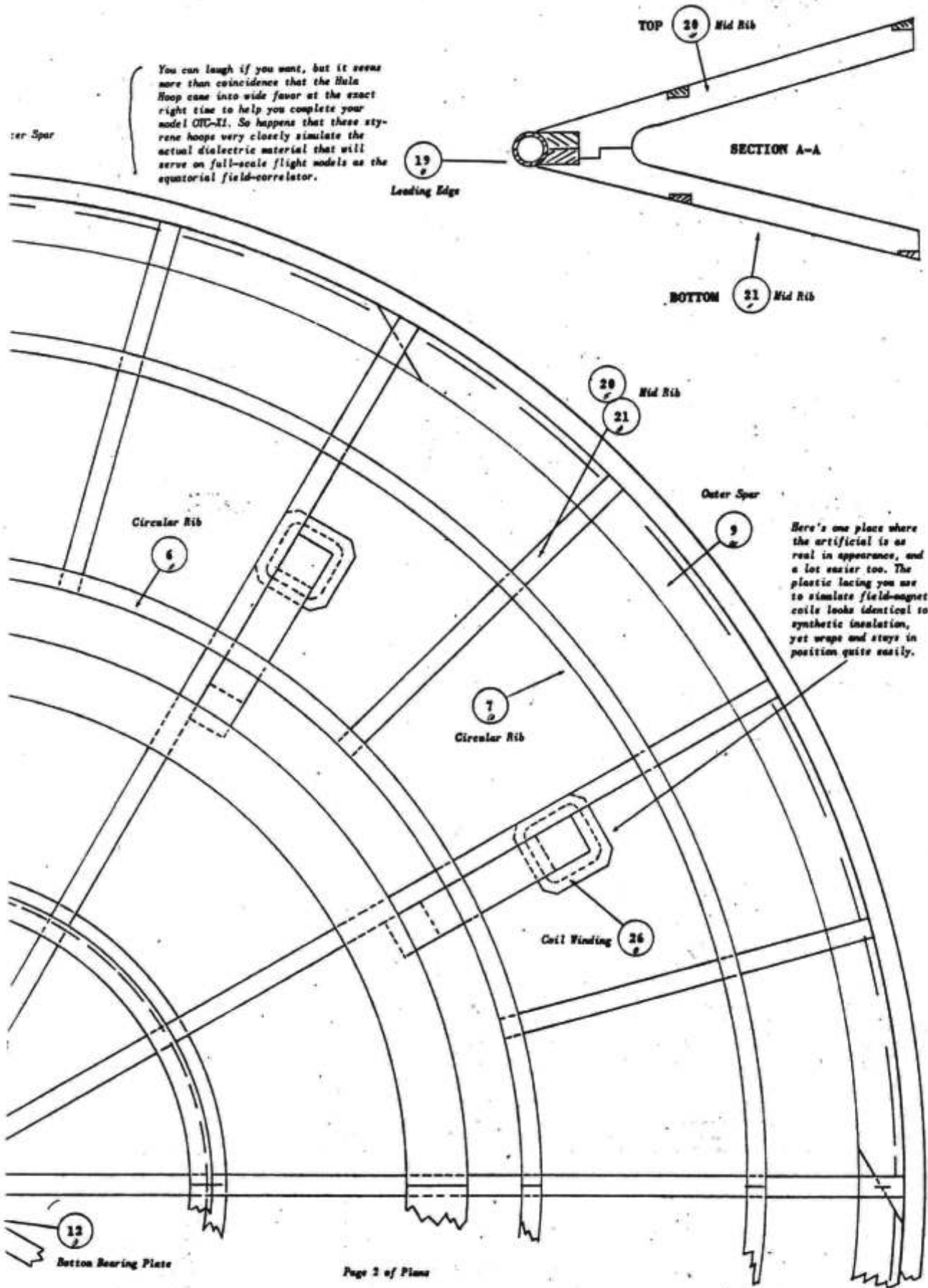
Mr. Carr plans to launch a six-foot operating model of his OTC-X1 in April in Oklahoma where it is now being built in field laboratories. To be operated by remote control, this will be the largest demonstration to date of the above-mentioned principles and of Carr's devices that make practical use of these principles.

SPACE FLIGHT MADE EASY

Meanwhile the public, young and old, now has a chance to build its own model of what Carr calls "the first real spacecraft; one that does not fight gravity, that floats off rather than being blasted off, and that will be returned to earth -- all as comfortably and easily as we now travel from Baltimore to New York."

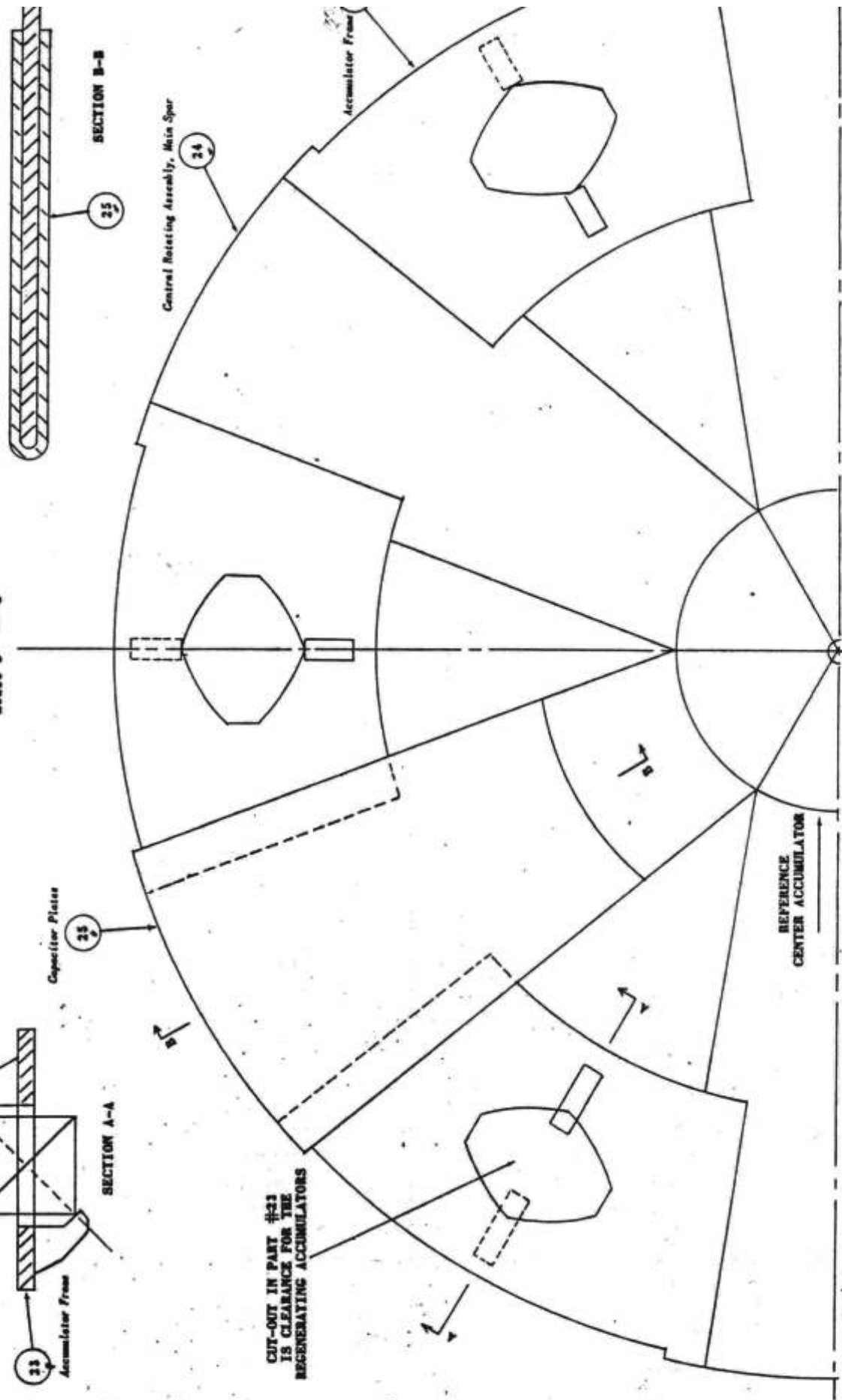
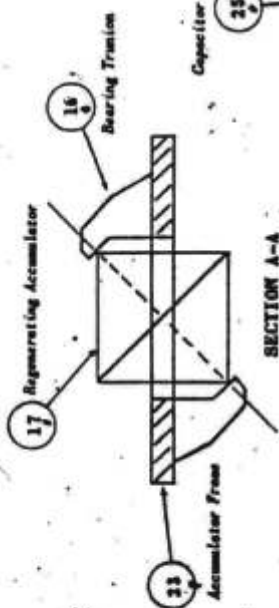
er Spar

You can laugh if you want, but it seems more than coincidence that the Hula Hoop came into wide favor at the exact right time to help you complete your model OTG-X1. So happens that these styrene hoops very closely simulate the actual dielectric material that will serve on full-scale flight models as the equatorial field-correlator.



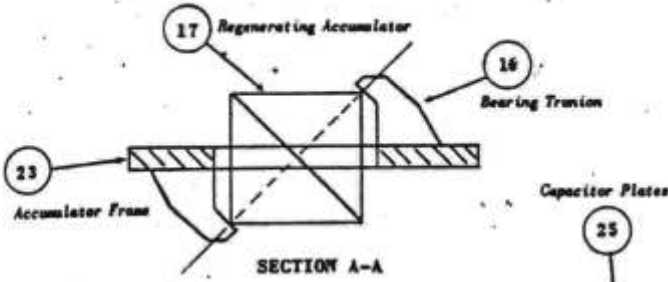
CENTRAL ROTATING ASSEMBLY

Scale 3" = 3'

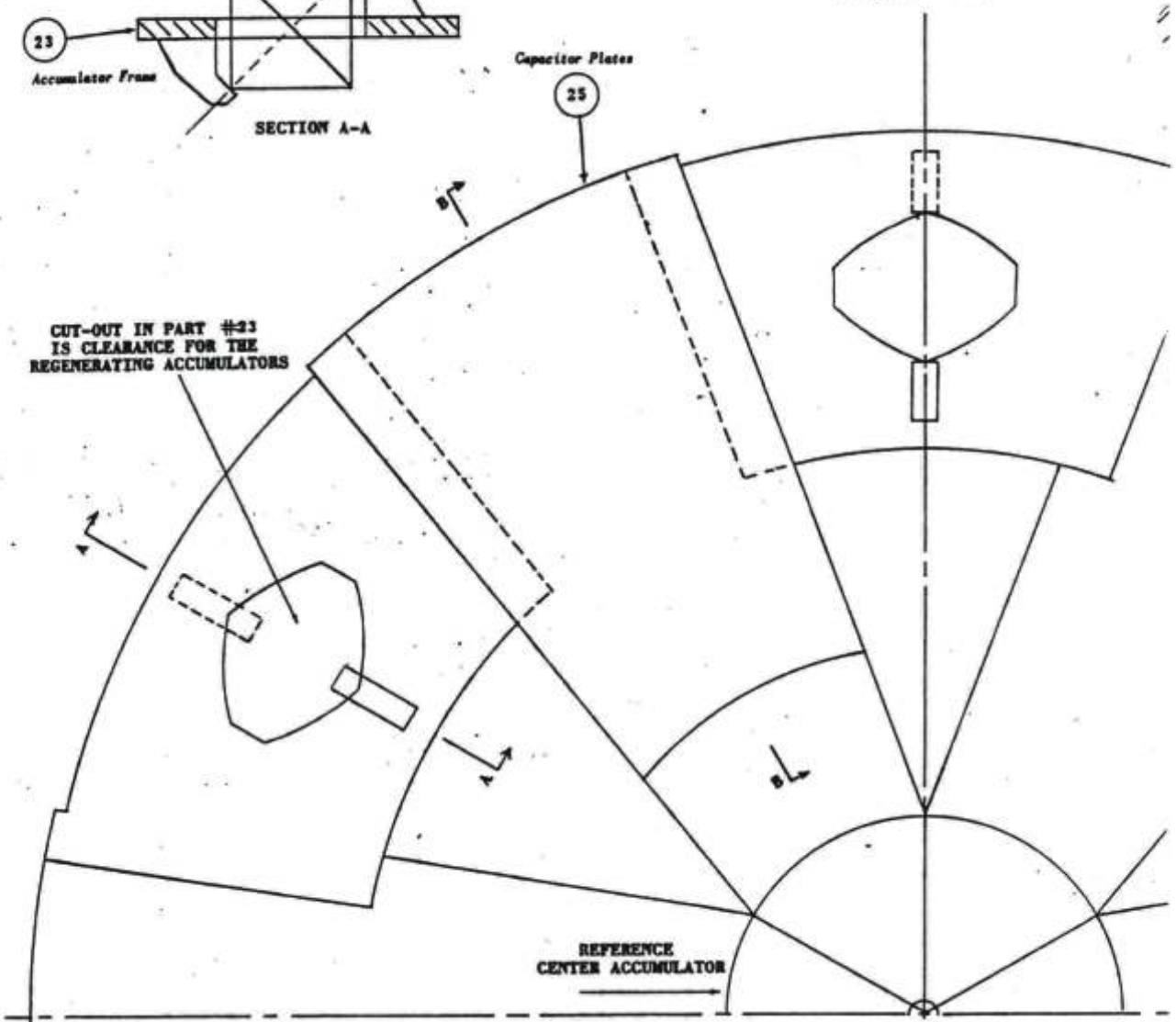


CENTRAL ROTATING ASSEMBLY

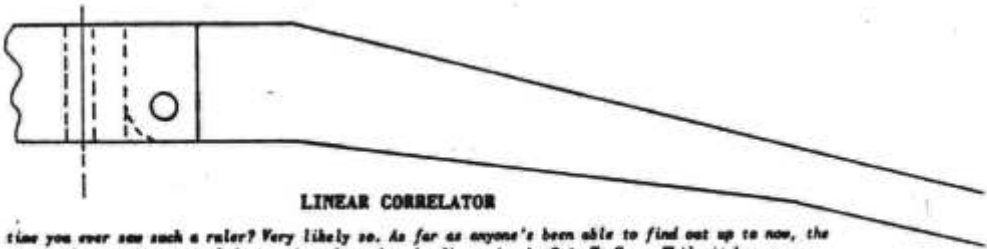
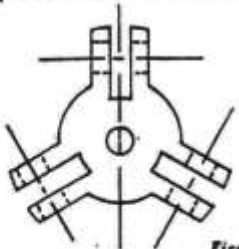
Scale 1" = 2'



CUT-OUT IN PART #23 IS CLEARANCE FOR THE REGENERATING ACCUMULATORS

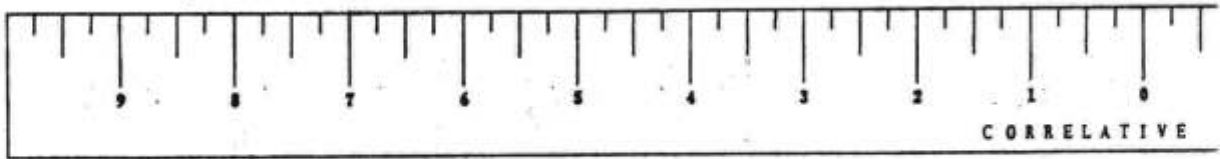


REFERENCE CENTER ACCUMULATOR

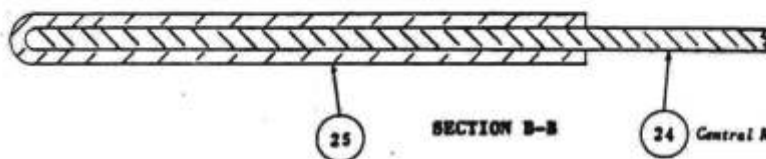


LINEAR CORRELATOR

First time you ever saw such a ruler? Very likely so. As far as anyone's been able to find out up to now, the zero-center ruler is the original design shown here for the first time by Otis T. Carr. While it has some very deep technical significance in linear correlation and space-time relativity, it is also a very useful and practical measuring stick that minimizes the probability of compounding inaccuracies. Numerically, your one-and-one still makes two, plus the advantage in template-making, for example, of automatic centering and measuring all linear forms equidistant from a center. Make yourself one in wood or metal and you'll find the more you use it the more you'll like it.

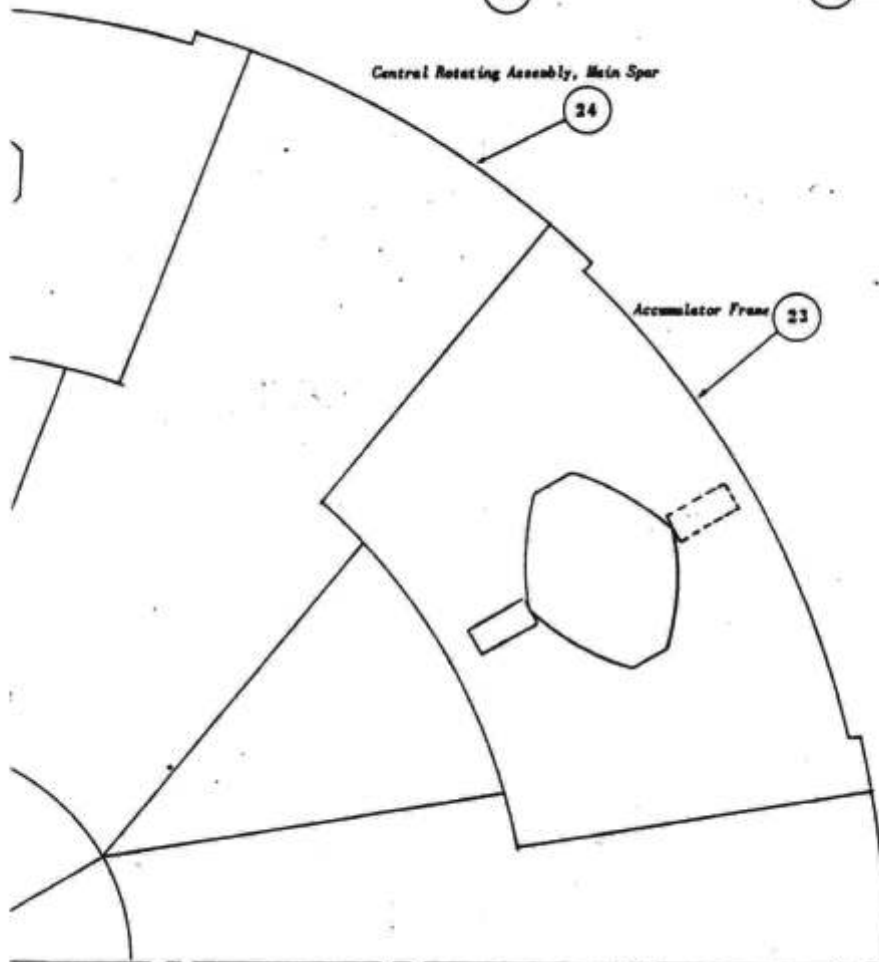


ASSEMBLY



SECTION B-B

24 Central Rotating Assembly, Main Spar



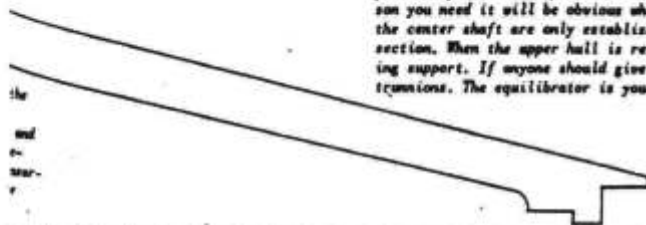
HULL STRUCTURE

You cover the hull structure with the Silkspan over 1/32 balsa. After you fasten the balsa sheets and get them nicely smoothed, trimmed, and filled, stretch the Silkspan as smoothly as you can and fasten it with glue only where you need to hold it fast around all the edges. Your dope coats will then penetrate its pores, laminate it permanently to the balsa, and let it shrink "skin-tight" to give the simulated effect of the actual metal hull-plates. **SO REMEMBER** : : : when you're sanding those skin-sheets of balsa and filling the joints and pores, that once you apply the Silkspan you've had it! No possible way to remove it once it's doped and laminated and you wish it looked a bit more slick. Take your time—do it right in the first place, and you'll have a ship-shape to be proud of, with its broad expanse of silvery hull shining like a star.

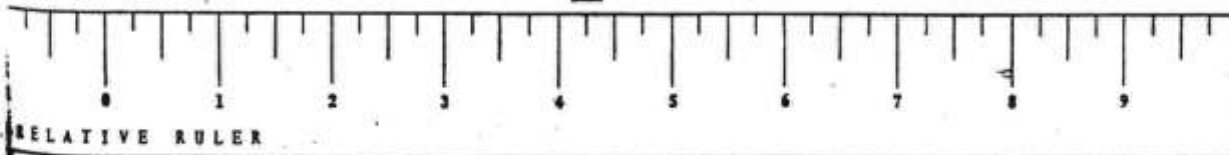
Patents pending on all designs - © Copyright 1958 by Otis T. Carr, Baltimore, Maryland - ® Trademark Registered by OTC Enterprises - ® Trademark of OTC Enterprises - The designs and all statements published hereon are the novel and original developments of Otis T. Carr and the OTC Enterprises. They are fully covered by the conventional legal protections of the United States and other countries and may not be reproduced for resale, re-use, exhibition, or for remuneration or gain without specific consent in writing from OTC Enterprises Incorporated.

CENTRIPETAL EQUILIBRATOR

This is an accessory to help you demonstrate the inner workings of your OTC-XI Spacecraft and teach your family and friends the principles employed in all its component assemblies. It is not itself an inherent part of either your model or of the actual passenger-carrying craft. You snap it into place by light-pressured force-fit when you want to spin the center disc clockwise in opposition to the hull in counter-rotation. The reason you need it will be obvious when you get your craft built and assembled. The hull's two bearing supports on the center shaft are only established when the upper-hull assembly is interlocked into place with the lower section. When the upper hull is removed the lower will be inclined to wobble because it has only the one bearing support. If anyone should give it a careless spin it would probably break some of the magnets or generator transmissions. The equilibrator is your ounce of prevention.

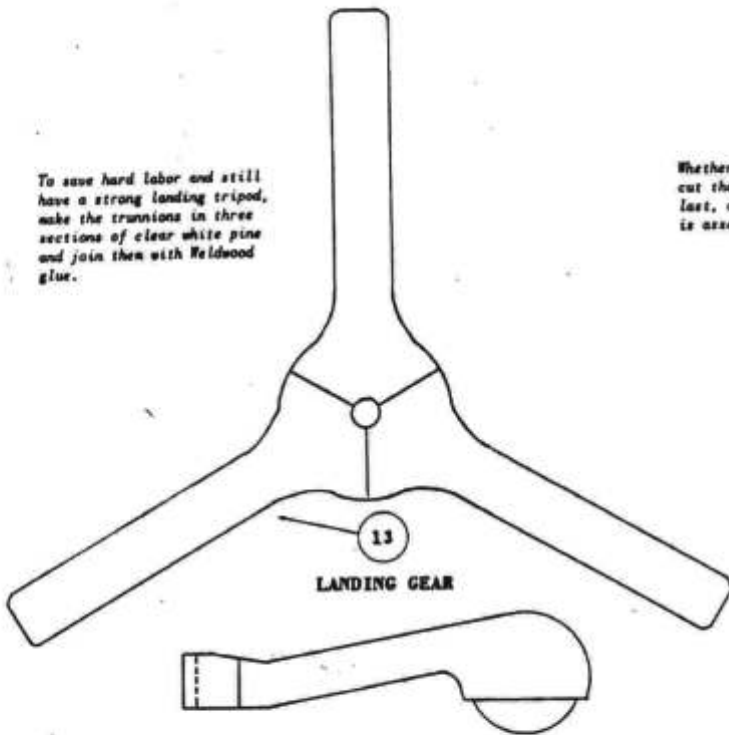


You'll want to make a tiny mating-mark on the outside of each hull assembly as a convenient reference point for putting the two together where they're intended to go each time you assemble them. **LIKE SO.** . . .



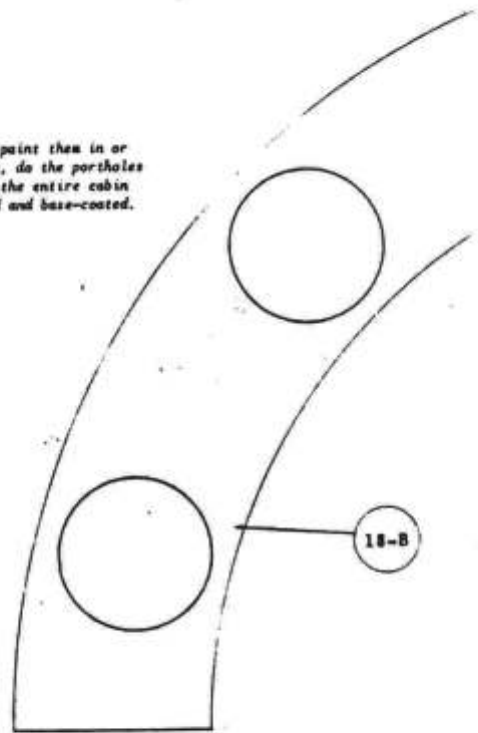
RELATIVE RULER

To save hard labor and still have a strong landing tripod, make the trunnions in three sections of clear white pine and join them with Weldwood glue.

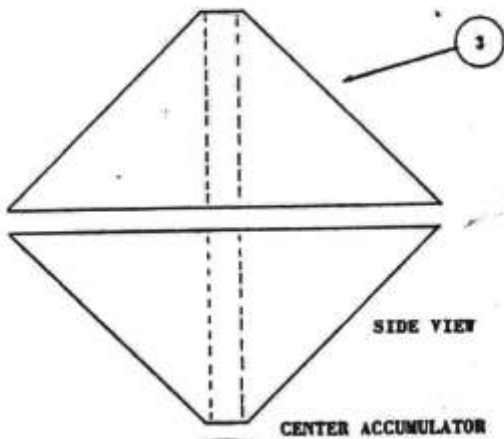


LANDING GEAR

Whether you paint them in or cut them out, do the portholes last, after the entire cabin is assembled and base-coated.



18-B

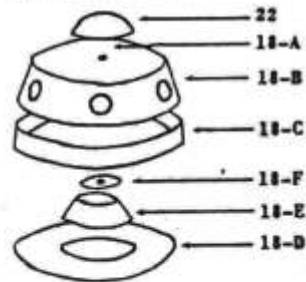


SIDE VIEW

CENTER ACCUMULATOR

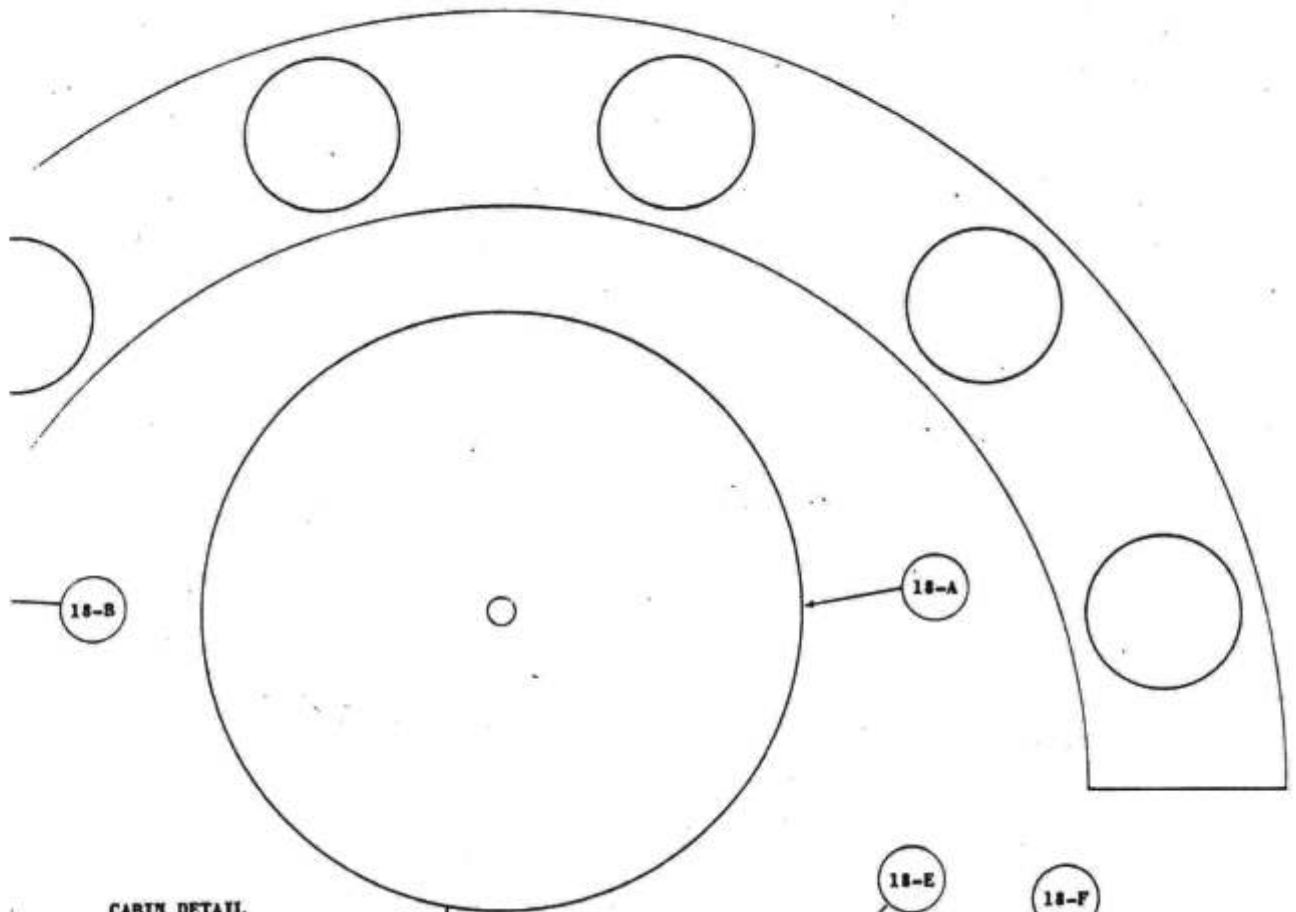
TOP VIEW

EXPLODED VIEW OF CABIN ASSEMBLY

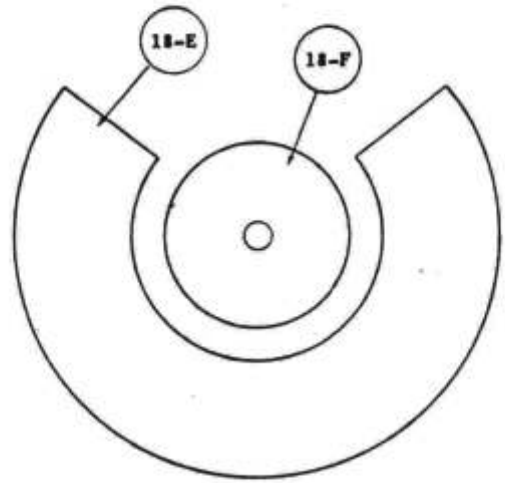
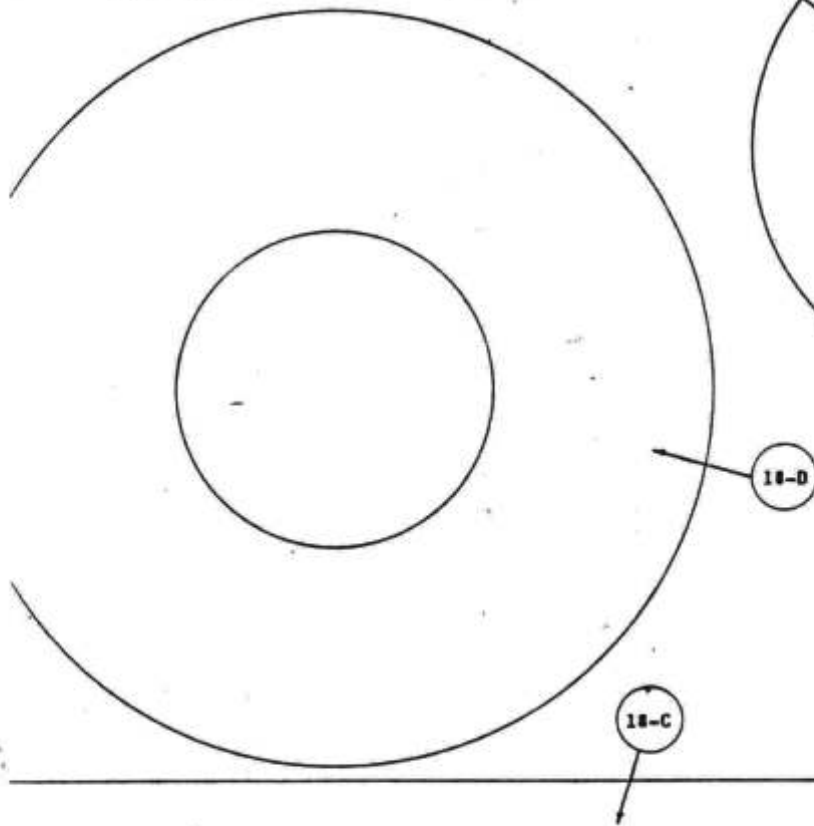


CABIN

While you can if you like fashion the Utron accumulator out of one block, you'll find it easier to make two conical sections. Position the two (right-angle) cones top and bottom on the rotating center-disc assembly per the cross-section detail on pages 1 and 2. The cones can either be turned (if you're a luthier owner), or whittled and sanded from a block, or cut and shaped from full-round stock.



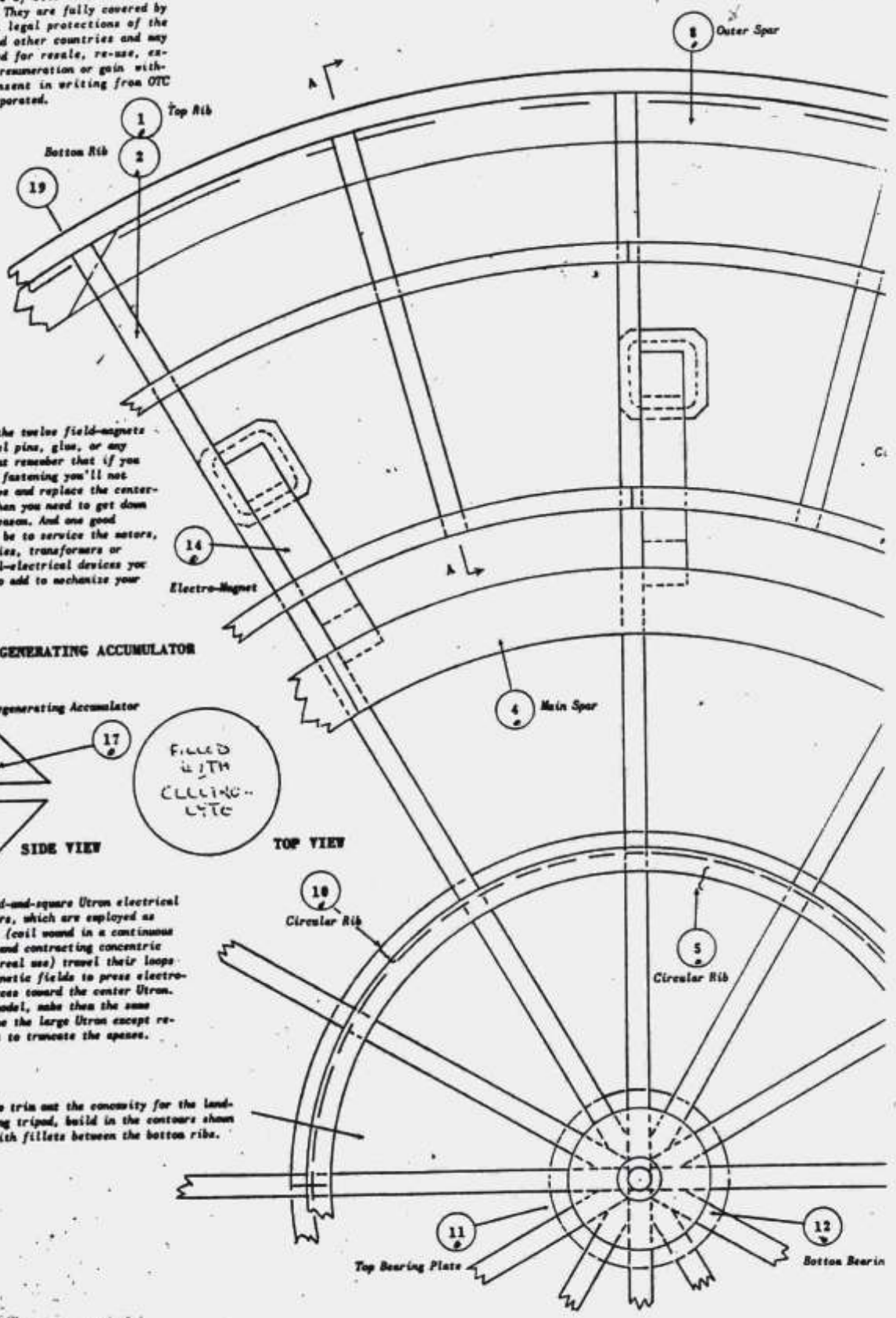
CABIN DETAIL



Patents pending on all designs - © Copyright 1958 by Otis T. Carr, Baltimore, Maryland - Ⓢ Trademark Registered by OTC Enterprises - Ⓢ Trademark of OTC Enterprises - The designs and all statements published hereon are the novel and original developments of Otis T. Carr and the OTC Enterprises. They are fully covered by the conventional legal protections of the United States and other countries and may not be reproduced for resale, re-use, exhibition, or for remuneration or gain without specific consent in writing from OTC Enterprises Incorporated.

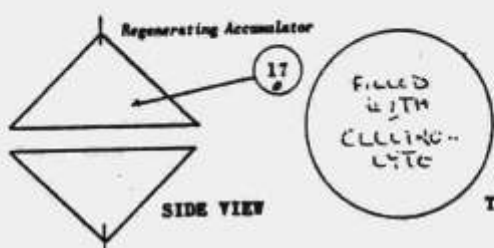
Patents pending on all designs - © Copyright 1958 by Otis T. Carr, Baltimore, Maryland - Ⓜ Trademark Registered by OTC Enterprises - Ⓡ Trademark of OTC Enterprises - The designs and all statements published hereon are the novel and original developments of Otis T. Carr and the OTC Enterprises. They are fully covered by the conventional legal protections of the United States and other countries and may not be reproduced for resale, re-use, exhibition, or for remuneration or gain without specific consent in writing from OTC Enterprises Incorporated.

OUTER FRAME CONSTRUCTION



You can attach the twelve field-magnets with bolts, dowel pins, glue, or any way you like, but remember that if you use a permanent fastening you'll not be able to remove and replace the center-disc assembly when you need to get down under for any reason. And one good reason may soon be to service the motors, engines, batteries, transformers or other mechanical-electrical devices you may soon like to add to mechanize your craft.

REGENERATING ACCUMULATOR



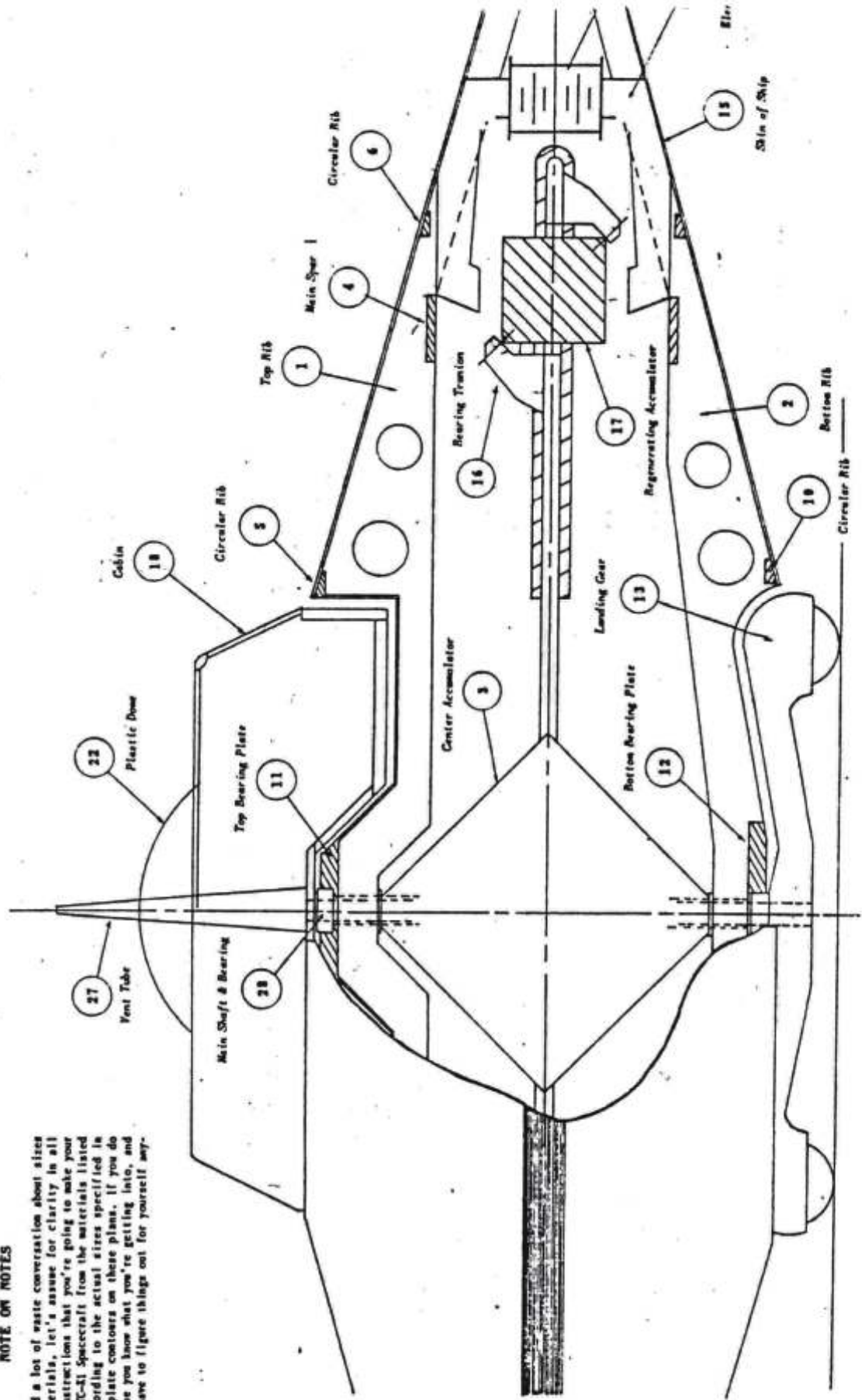
These round-and-square Utron electrical accumulators, which are employed as generators (coil wound in a continuous expanding and contracting concentric spiral in real use) travel their loops in the magnetic fields to press electro-motive forces toward the center Utron. For your model, make them the same as you make the large Utron except remember not to truncate the apices.

To trim out the concavity for the landing tripod, build in the contours shown with fillets between the bottom ribs.

CROSS SECTION VIEW

NOTE ON NOTES

To avoid a lot of waste conversation about sizes and materials, let's assume for clarity in all these instructions that you're going to make your model OTC-41 Spacraft from the materials listed and according to the actual sizes specified in the template contours on these plans. If you do otherwise you know what you're getting into, and you'll have to figure things out for yourself anyway.



PART NO.	QUANTITY	DESCRIPTION	NOTES	PART NO.	QUANTITY	DESCRIPTION	NOTES
1	12	Top Rib		15		Skin of Ship	Can be Balsa or Aluminum
2	12	Bottom Rib		16	12	Bearing Trunion	
3	2 Halves	Center Accumulator	Two Rt. Angle Cones Joined at Bases	17	6	Regenerating Accumulator	Twelve Rt. Angle Cones Joined at Bases
4	6	Main Spar		18	1	Cabin	Seven Parts
5	2	Circular Rib, Top		19	1	Leading Edge	Tubular Plastic or Fiberglass
6	8	Circular Rib, Top-Bottom		20	12	Mid Rib, Top	
7	8	Circular Rib, Top-Bottom		21	12	Mid Rib, Bottom	
8	8	Outer Spar		22	1	Plastic Dome	Top Section Cut from Sphere
9	8	Outer Spar		23	8	Accumulator Frame	
10	2	Circular Rib, Bottom		24	8	Central Rotating Assembly, Main Spar	
11	1	Top Bearing Plate		25	6	Capacitor Plates	
12	1	Bottom Bearing Plate		26	12	Coil Winding	Can Be Simulated By Plastic Lacing
13	1	Landing Gear	3 Parts	27	1	Vent Tube	Holds Cabin to Ship
14	12	Electro-Magnet		28	2	Main Shaft & Bearing	Either Sleeve or Ball Bearing

SUGGESTED COLOR SCHEME FOR FINISH AND TRIM ON YOUR OTC-XL SPACECRAFT

Since most modelcraftsmen shoot for authenticity in finish as well as structure, this suggested color scheme is adapted from the specifications furnished the OTC design engineers who fashioned the first display model in authentic miniature.

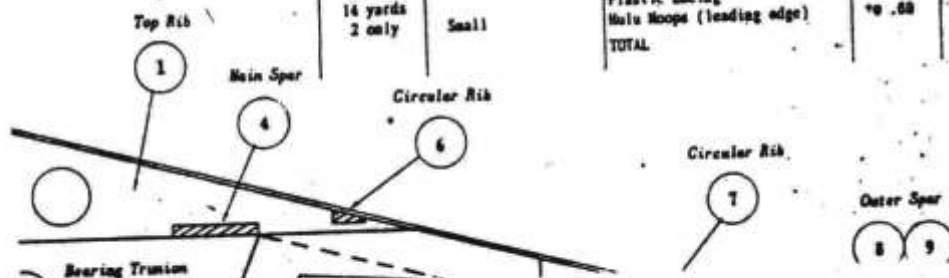
Of course, you can vary this scheme to suit yourself, or even change it from time to time when you give your model a fresh-up redecorating job. But if you do use these colors you will find the overall resulting appearance aesthetically pleasing and exciting, while it is at the same time authentic.

Upper and lower hull assemblies	- ALUMINUM INSIDE AND OUT
Center Utron accumulator	- WHITE OR BLUE
Main Spar and frame	- BLUE
Generator bearing trunnions	- BLUE
Utron generators	- COPPER OR GOLD
Capacitor plates	- ALUMINUM
Center Utron vent stack	- GOLD
Simulated portholes	- BLACK
Main cabin assembly	- ALUMINUM
Observation Dome	- CLEAR PLASTIC
Field-magnet coils	- YELLOW
Landing-gear trunnions	- ALUMINUM
Landing rollers	- BLACK

BILL OF MATERIALS

Here's the list of raw materials you'll need if you decide to build your OTC-XL Model exactly according to these plans, which are based on a 25-inch overall outside diameter. Costs will vary slightly among different hobby shops.

NUMBER NEEDED	SIZE	ITEM DESCRIPTION	UNIT COST	TOTAL COST
4 only	1/4 x 4 x 36	Balsa Wood	¢ .40	\$ 1.60
5 only	1/8 x 4 x 36	Balsa Wood	¢ .40	2.00
4 only	3/16 x 4 x 36	Balsa Wood	¢ .35	1.40
1 only	1 x 3 x 36	Balsa Wood	¢ .60	.60
10 only	1/32 x 4 x 36	Balsa Wood	¢ .25	2.50
1 only	1/16 x 4 x 36	Balsa Wood	¢ .30	.30
2 only	1/2 x 3 x 36	Balsa Wood	¢ .50	1.00
2 only	25/8 x 33	Sheets Silk-Span	¢ .15	.30
3 only		Tubes Testors Glue	¢ .25	.75
1 only	6" x 12"	3/16 Plywood	¢ .40	.40
1 only	1/4 Diameter x 10"	Brass Tube	¢ .25	.25
1 only	3/32 Diameter x 10"	Brass Tube	¢ .25	.25
1 only	2' x 3' x 1/16"	Poster Board	¢ .25	.25
1 only		Dope and Filler	¢ 1.00	4.20
7 only	4-oz. Bottles	Plastic Sphere for Dome	¢ .98	.98
14 yards		Plastic Lacing	¢ .02	.28
2 only	Small	Main Hoops (leading edge)	¢ .08	1.38
		TOTAL		<u>\$18.44</u>



OTC ENTERPRISES,



INC.

2502 NORTH CALVERT STREET • BALTIMORE 18, MARYLAND • TUXEDO 9-4900
CAROTTO® DYNAMICS INC., AND UTRON® ATOMIC DEVELOPMENT INC.

CABLE CODE:
MILLENNIUM

PLEASE CHECK ONE: This is an order This is an inquiry

FIRM _____

STREET _____

CITY _____ ZONE _____ STATE _____

TERRITORY COVERED _____

SIGNED BY _____ TITLE _____

We are interested in marketing your OTC-X1 Circular Foil Spacecraft Models and would like the following information on:

Balsa Wood Plastic Both

OTC-X1 Circular Foil Spacecraft Models with accessories. Please check below.
(Available in June for June selling)

25 Inch Model Pre-cut Assembled

18 Inch Model Pre-cut Assembled

12 Inch Model Pre-cut Assembled

With flight accessories Without flight accessories

With remote control Without remote control

Other (Specify your requirements) _____

N O W A V A I L A B L E

Please Rush Me The Following Number of Space Craft Model Plans

Suggested Retail Price — \$4.98.

DEALERS QUANTITY Cost Price Are As Follows:

12 to 100	- 35%
100 to 1000	- 40% & 10%
1000 to 100,000	- 50% & 10%
100,000 and up	- 60% & 10%

TRULY A SPACECRAFT, IT IS THE FIRST TRUE TERRESTRIAL SPACECRAFT OF THIS AGE-USING SPACE ITSELF AS THE CATALYST

The OTC-X1

While most observers regard Mr. Carr's inventions as great miracles of ingenuity, their greatest asset is the fact that they are miracles of simplicity.

In looking to a nature for his guidance, as he was first inspired to do by the oracles of Sir Francis Bacon, Otis T. Carr observed while still a very young man, that natural systems though they may appear complex, are never complicated.

The forms and movements of universal bodies are geometrically precise—their movements constant and orderly.

The motions and directions of universal energies are ever predictable in dimension, frequency, and velocity.

So after he had learned enough of these basics, in about 1938, Mr. Carr began to design his Spacecrafts as miniature reproductions of natural, universal systems.

As you look at the electro-gravitational power-package of the OTC-X1, in the phantom view on this page for example, wherein all the essential components are shown within the hull environment, you will see what is in effect a miniature solar-system.

Let us say by analogy, that the Utron electrical accumulator in the center is the Sun of this system. Within its physical material walls of curvilinear dissimilars there pulsates an electrochemical heart of a billion-billion atomic and subatomic hatches that are its inertial energy potential. Each a translation of nature's universal miracles, each of complex simplicity, and each ever ready to supply a part of the pressure energy that will take the OTC-X1 wherever man chooses to travel throughout God's vast Universe.

From this heart system, within the Utron, electromotive forces are conducted to the copper-wire coils of the planetary field-magnets, which you see twelve of in this drawing, spaced equidistant from each other integrally around the periphery of the lower hull-section.

The excitation of forces between the pole faces of the magnets establishes a condition of uni-polarization between the magnets and the capacitor plates, which you see formed around the structural insulator of the central disc-assembly.

The consequent pressure energy of these uni-polarized space-forces gives an equal and opposite push against the two opposing assemblies (one being the hull, the other the center disc) and causes them to rotate counter to each other with equal velocity. As soon as this motion starts, the Utron regenerative-armature coils, of which you see six in this drawing, mounted on trunion shafts through their opposing vortexial axes, immediately begin to complete the cycle of mutation and transmutation of matter and energy by which the forces that first emanated from the central accumulator are returned to their relatively static inertial balance.

So in both appearance and function, our OTC-X1 Spacecraft is a miniature facsimile of the planets, the moons, the stars, and the energies in the unified field of the natural systems around us.

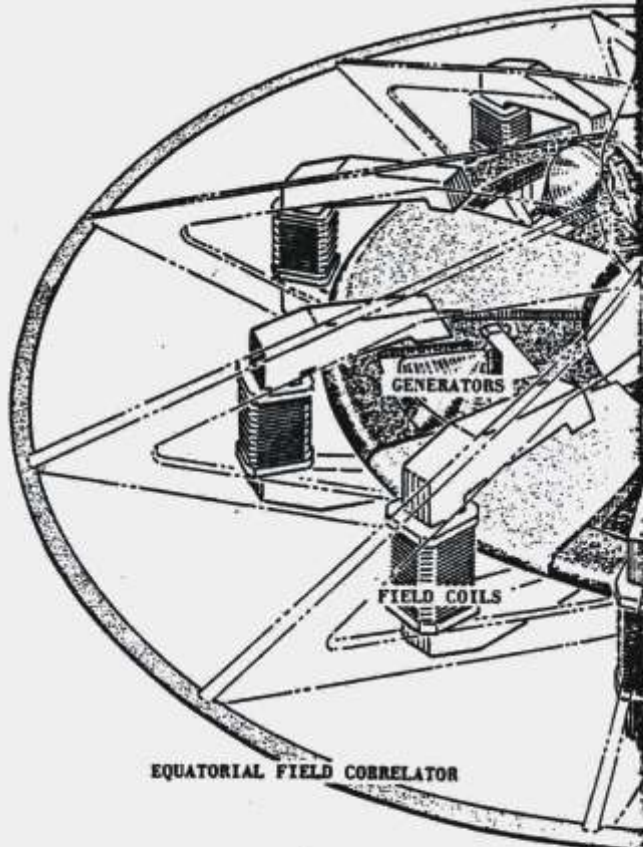
By obeying instead of violating the Universal natural laws under which our systems operate, we are able to regulate the course and relative velocity of our craft in its travels either from one terrestrial city to another, or out on lengthy visits into the unexplored reaches of the great beyond.

For it is true of universal space as it is true of our own ocean waters, that the immutable laws of mass-displacement will let our OTC Spacecraft ride the magneto-gravitic waves—as buoyant as the liners ride the Atlantic.

And even more so.

Electrical flight in the OTC-X1 Spacecraft will transcend all of man's prior experiences with the transportation devices of our time in many ways other than relate to speed, velocity, and distance.

While it is true that we will soon learn to regard a million earth-miles-an-hour as an interplanetary snail's pace, we will also learn that man need experience no annoyance or discomfort either in or out of this earth's atmosphere.



As your eyes take in the shapes and relationships in these illustrations of the miniature model you're about to build, your reasoning will let you understand much about the invisible forces that contribute to the noise-free, pressure-free, and vibration-less sensation of floating flight to be experienced in the passenger living-rooms aboard the OTC-X1. It will be very much like reclining in an overstuffed armchair on our comfortable old planet earth.

Its mechanical behavior being like that of a giant gyroscope, and electrically like a planet with its own atmosphere and force-field, the OTC-X1 will know nothing of sound barriers, shock-waves, skin friction, turbulence, or "G-strains."

Neither will it or its occupants need fear any harm from cosmic forces, Gamma-rays, X-rays, or other radiation, because the OTC-X1 craft will be either using or absorbing all such forces, or by the pressure and polarity of its own force field, be shielded against their penetration.

While the commutation system for the actual energized flight-model craft is not shown together with the other components on this sheet, its design for the circuitry of electro-gravitational forces permits an environmental surroundment of equal and opposite pressures in and from all directions, whose circumference is nowhere and whose center is everywhere relative to the universal field.

Thus, by imitating nature, we become one with nature—by translating her shapes and duplicating her motions we join forces with natural energies and become significantly independent of man-made limitations, man-constructed barriers, man-invented fears, and man-imposed controls!

And with the flick of a switch, at speeds too dazzling for

To qualify for instructions to fabricate and use an ENERGIZED Utron electrical accumulator, which in even the small size shown here has multi-ton energy potential, please write OTC Enterprises, Attn: Operations Manager, giving your profession, your age, occupational affiliation, and technical facilities.

Map of the
the, where
of environ-
air systems.

accumulates
s physical
is an elec-
subatomic
is a trans-
plex at-
pressure
to travel

ive forces
ary field-
suced equi-
ery of the

he magnets
he magnets
the attrac-

zed space-
so opposing
disc) and
velocity.

e-structure
in transition
tely begin
of matter
l from the
ly static

ircraft is
stars, and
one around

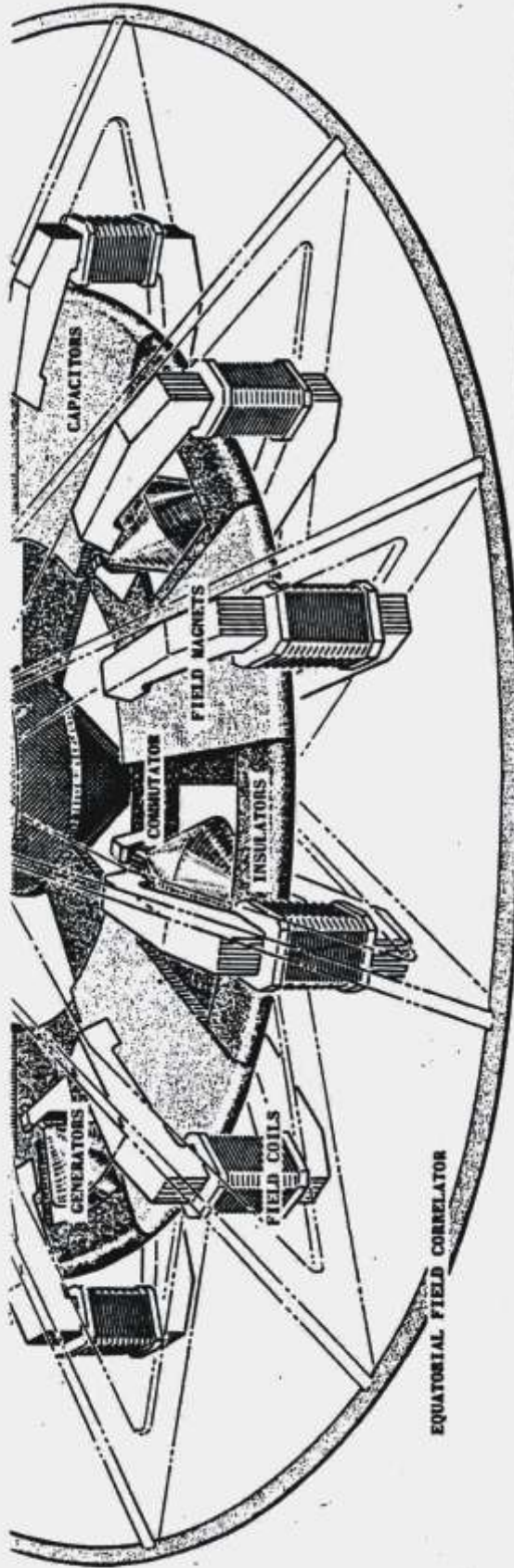
tural laws
gulate the
els either
ly visits

of our own
ment will
i--as busy-

massed all
devices of
ocily, and

is a million
e, we will
discomfort

MODERNIZED Byron electrical accumulator, which in even the smallest size shows here her million energy
one Manager, giving your profession, your age, occupational affiliation, and technical facilities.



EQUATORIAL FIELD CORRELATOR

As your eyes take in the shapes and relationships in these illustrations of the miniature model you're about to build, your reasoning will let you understand much about the invisible forces that contribute to the noise-free, pressure-free, and vibrationless operation of floating flight to be experienced in the passenger living-rooms aboard the OTC-31. It will be very much like reclining in an overstuffed armchair on our comfortable old planet earth.

Its mechanical behavior being like that of a giant gyroscope, and electrically like a planet with its own atmosphere and force-field, the OTC-31 will know nothing of sound barriers, shockwaves, skin friction, turbulence, or "G-strains."

Neither will it or its occupants need fear any harm from cosmic forces, gamma-rays, X-rays, or other radiation, because the OTC-31 craft will be either using or absorbing all such forces, or by the pressure and polarity of its own force field, be shielded against their penetration.

While the commutation system for the actual energized flight-model craft is not shown together with the other components on this sheet, its design for the circularity of electro-gravitational forces permits an environmental surroundment of equal and opposite pressures in and from all directions, whose circumference is nowhere and whose center is everywhere relative to the universal field.

Thus, by imitating nature, we become one with nature--by translating her shapes and duplicating her motions we join forces with natural energies and become magnificently independent of man-made limitations, man-constructed barriers, man-invented fears, and man-imposed controls!

And with the flick of a switch, at speeds too dazzling for

human observation, we can with hair-line precision alter our course in any desired direction by interposing artificial variable resistances among the natural forces of pressure in differential relationships to the tensor-stress constants within any system of the universal force-field.

This then, is the route past all limits of horizons, a breakthrough that brushes aside all artificial obstruction in any form.

It is as predicted in Baron's prophetic remark several hundred years ago when he published his Nova Organum,

"If men would conquer Nature
Man must join with Nature."

The inventions of Otis Y. Carr, and their development for the world's free commerce and industry by the OTC Enterprises, mark man's attainment of the ultimate employment of Nature's forces.

The Byron electrical accumulator, and the Carretto gravity motor will make electricity a willing slave to do man's chores, carry his where he wants to go, and light the roads along his way. These two OTC devices, developed and applied in peaceful service to humanity, will lift you and all of today's generations of man into a new heritage of free abundance.

It is all yours to grasp and hold for a good life of free expression, free communication, and the free pursuit of opportunity.

It is the promise fulfilled of:

"Peace And Plenty Through
The Application Of Free Energy
To Supply All Things For All People"

ABOUT OTIS Y. CARR

What, then, can we say in a few words that will properly introduce you to this man Otis Y. Carr, through whose mind and muscle these boundless have been directed to us by the Universal Intelligence?

Carr himself answers the question: To those who would acclaim his genius by personal tribute, he says, "Genius is defined literally from the classical Latin, as the productions of individual accomplishment through intelligent guidance by one's guardian deity.

"My guidance led me to learn the life-span conclusions that had been reached before my time by all the true philosophers who observed and discerned and recorded the inimitable laws of universal truth.

"I have built our developments from well-known basic principles that stem from the works of the Epicureans, the Tacitus, the Faradays, and the dozens of other free thinkers who held truth and integrity above all material gain or loss. Even in many cases like the martyred Bruno, suffering the pain of torture to sustain beliefs.

"Essentially, what we have done is collect, arrange, adapt, and orchestrate some of Nature's compositions into harmonious assemblage.

"They are fashioned out of God's Creation.

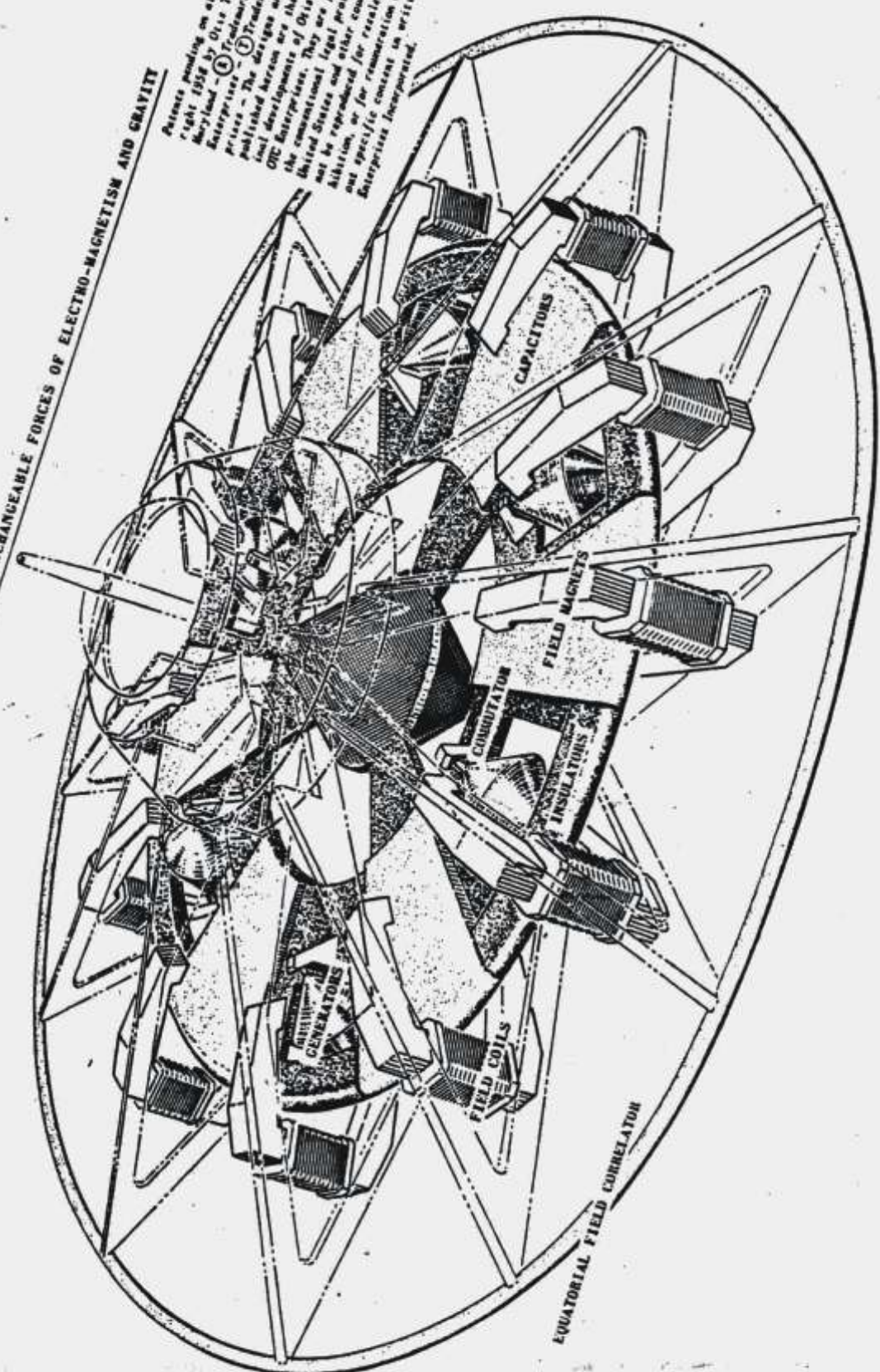
"They are instruments of peace.

"Their music is for all the worlds of man."

FIGURE 1

ORBITAL SPACECRAFT OF THIS AGE-USING SPACE ITSELF AS THE CATALYST FOR THE INTERCHANGEABLE FORCES OF ELECTRO-MAGNETISM AND GRAVITY

Patents pending on all designs - © Copyright 1958 by Otis T. Carr, Baltimore, Maryland - © Trademark Registered by OTC Enterprises - (TM) Trademark of OTC Enterprises - The designs and all statements published herein are the novel and original developments of Otis T. Carr and the OTC Enterprises. They are fully covered by the conventional legal protections of the United States and other countries and may not be reproduced for resale, re-use, exhibition, or for communication or gain without specific consent in writing from OTC Enterprises Incorporated.



EQUATORIAL FIELD CORRELATOR

GENERATORS

FIELD COILS

INSULATORS

COMMUTATOR

FIELD MAGNETS

CAPACITORS


1. Close-up of entranceway taken from upper ramp with cantilever bridge rising.



3. Way down under, the smithy forms the central Utron shell.



2. The ship takes shape as skin of aluminum laminate is put on hull.



Like a graceful gull the completed OTC-XI looks prophetically outward toward the silvery Moon.



Says
is)''

spring
n

rified

at
rola,
nd
y

the
f

A

d

der
aft

de


199

I have
time
car

gram

It

nd



SPACEFORMS IN MOTION OF PRESSURE

"The dimensions of pressure are straight line; the dimension of motion is a curvature. Pressure creates motion and motion creates pressure. Therefore, motion is dimensionally fourth."



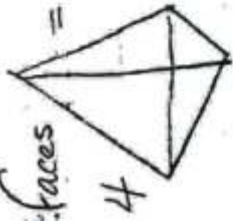
X-RAY VIEW OF CUTAWAY SECTION

This view through the hull, from the outermost to the innermost, lets you see every component unit in assembled relationships.



SPACE - PART I

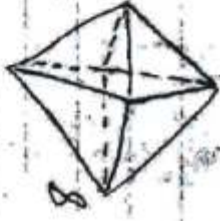
4 faces = Tetrahedron Rigid



6 faces = Hexahedron Non-Rigid



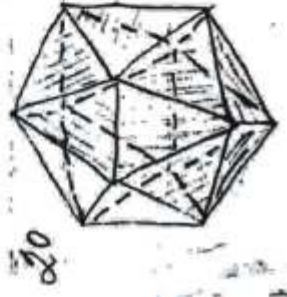
8 faces = Octahedron partially rigid



12 faces = Dodecahedron

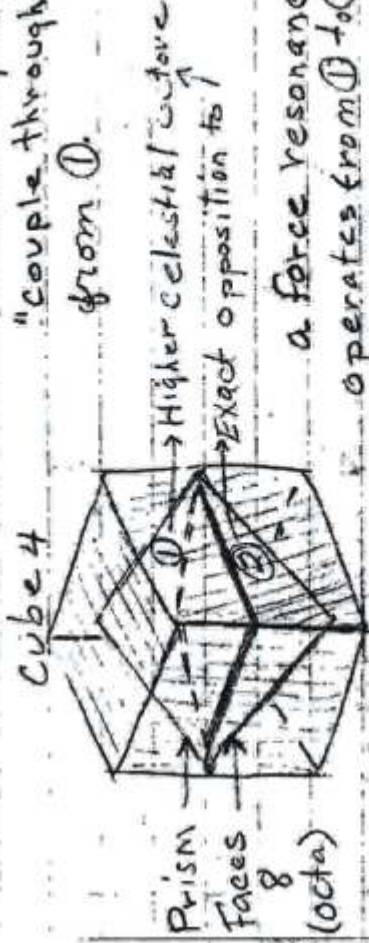


20 faces = Icosahedron Rigid



MATTER - RELATION = TIME

② Neg. resonance removed by a "couple through" from ①



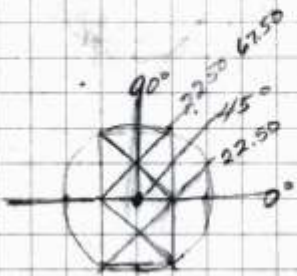
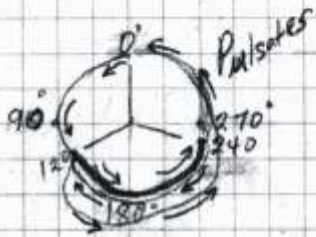
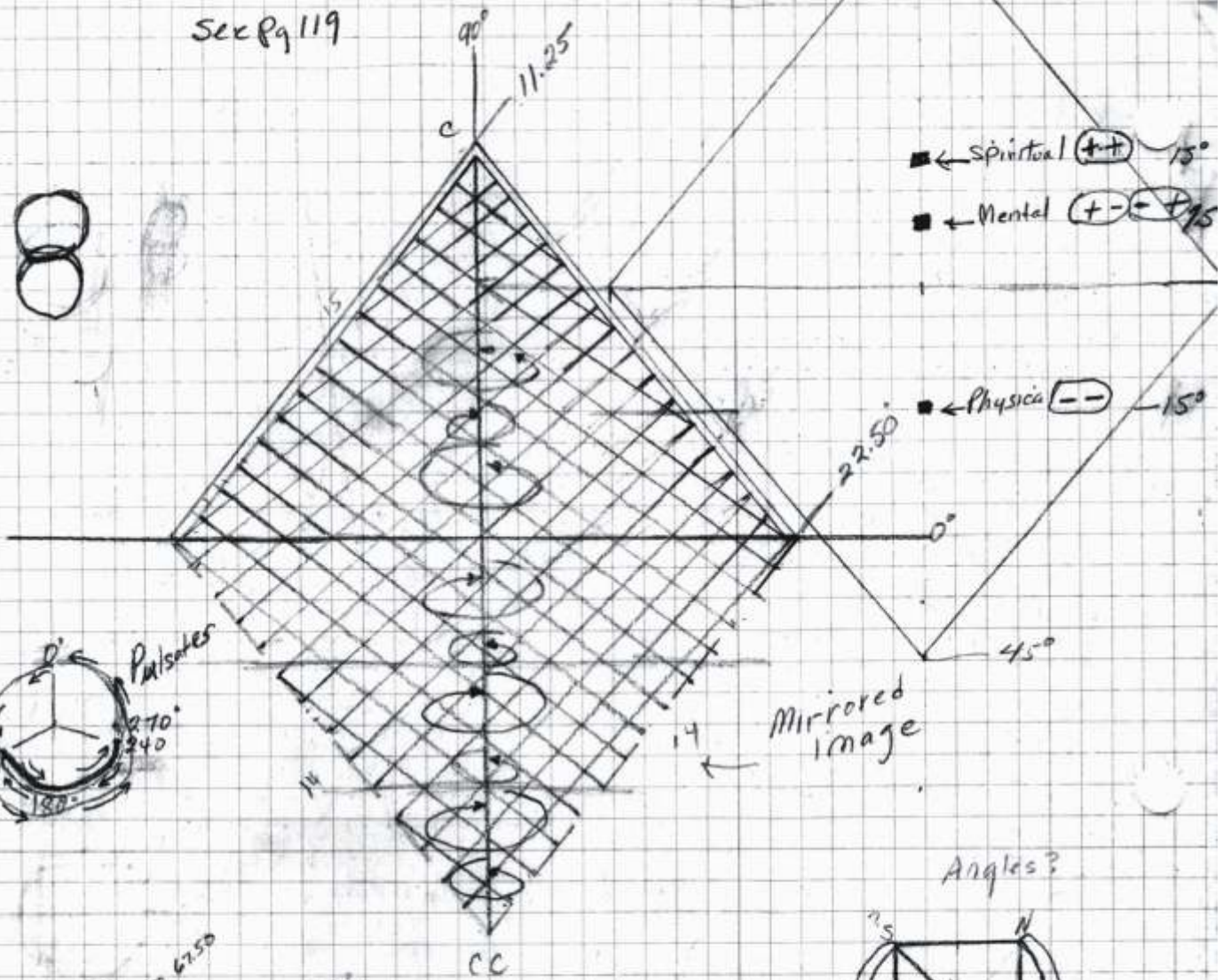
a force resonance operates from ① to ② which creates coupling so a nat. Resonance is produced between the cubes.

While the cubes are phase-locked

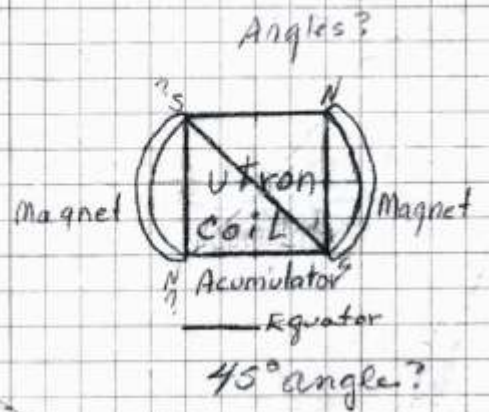
Man can go beyond terrestrial phase into the higher model - only while he is in phase matched alignment within the 8-fold way.

We go towards the ultraviolet threshold - thru a pillar of light which penetrates all protective Atmospheres + absorbs radiation so that light is benign.

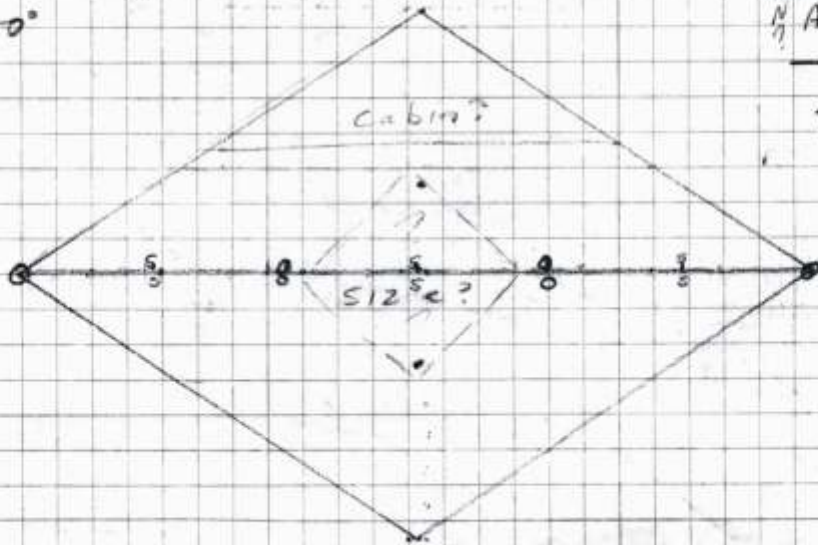
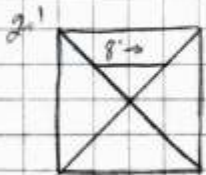
Sec Pg 119



39
27° 12°



32 4 32(4)
28 3 24(3)



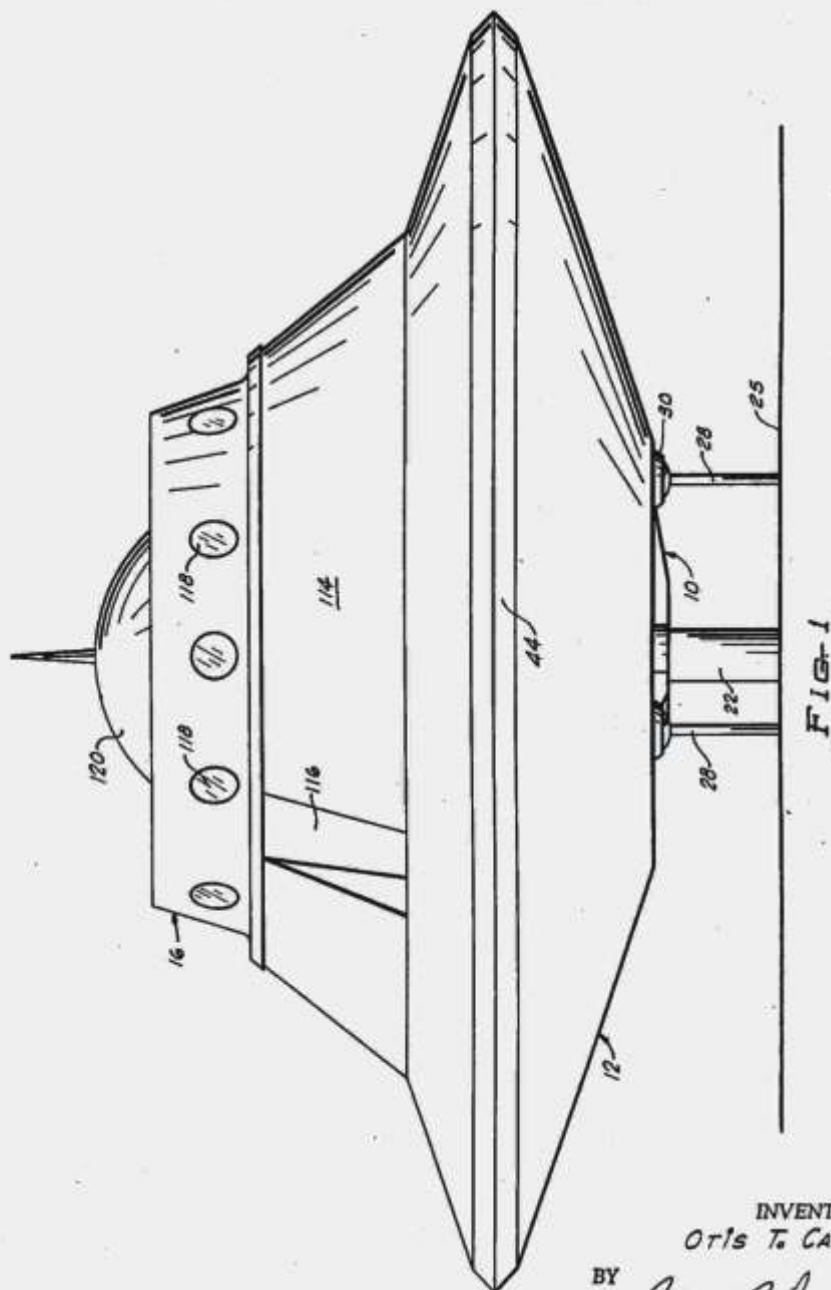
Nov. 10, 1959

O. T. CARR
AMUSEMENT DEVICE

2,912,244

Filed Jan. 22, 1959

5 Sheets-Sheet 1



INVENTOR
O. T. CARR
BY *Jerry J. Dunlop*
ATTORNEY

Nov. 10, 1959

O. T. CARR

2,912,244

AMUSEMENT DEVICE

Filed Jan. 22, 1959

5 Sheets-Sheet 3

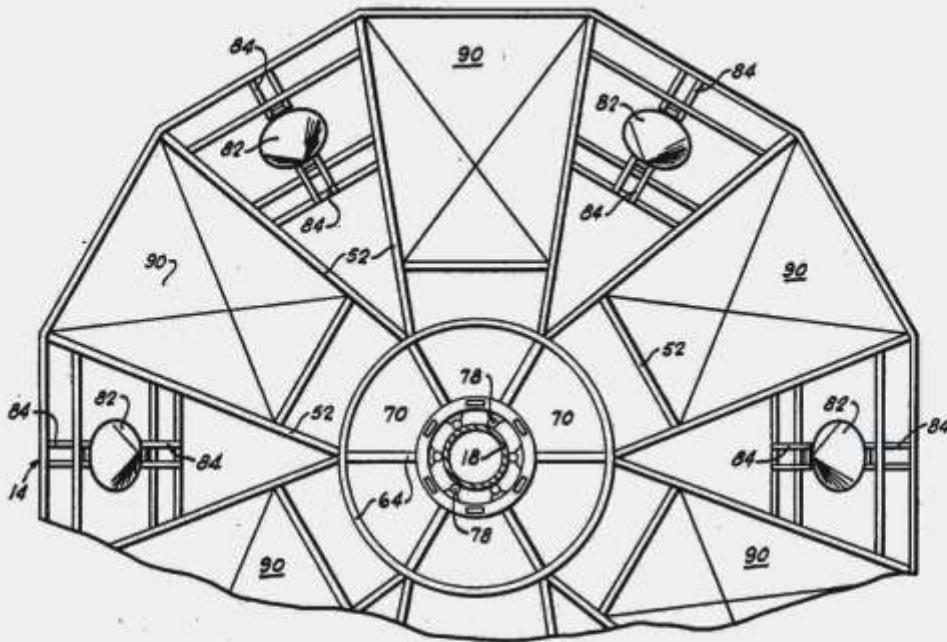


FIG. 5

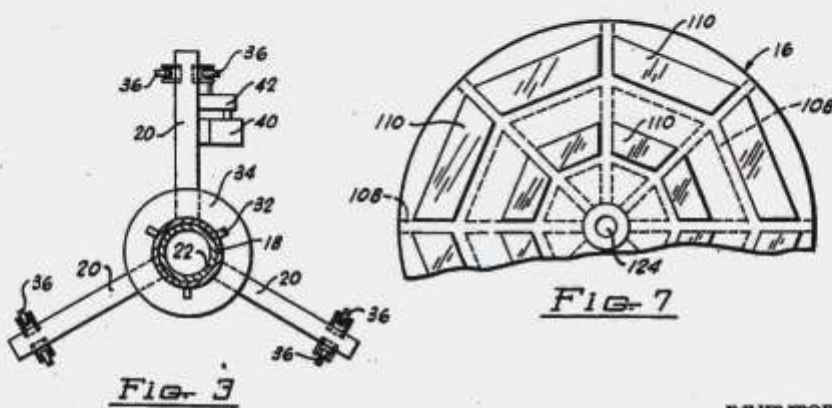


FIG. 3

FIG. 7

INVENTOR.
OTIS T. CARR
BY *Jerry J. Dunlap*
ATTORNEY

Nov. 10, 1959

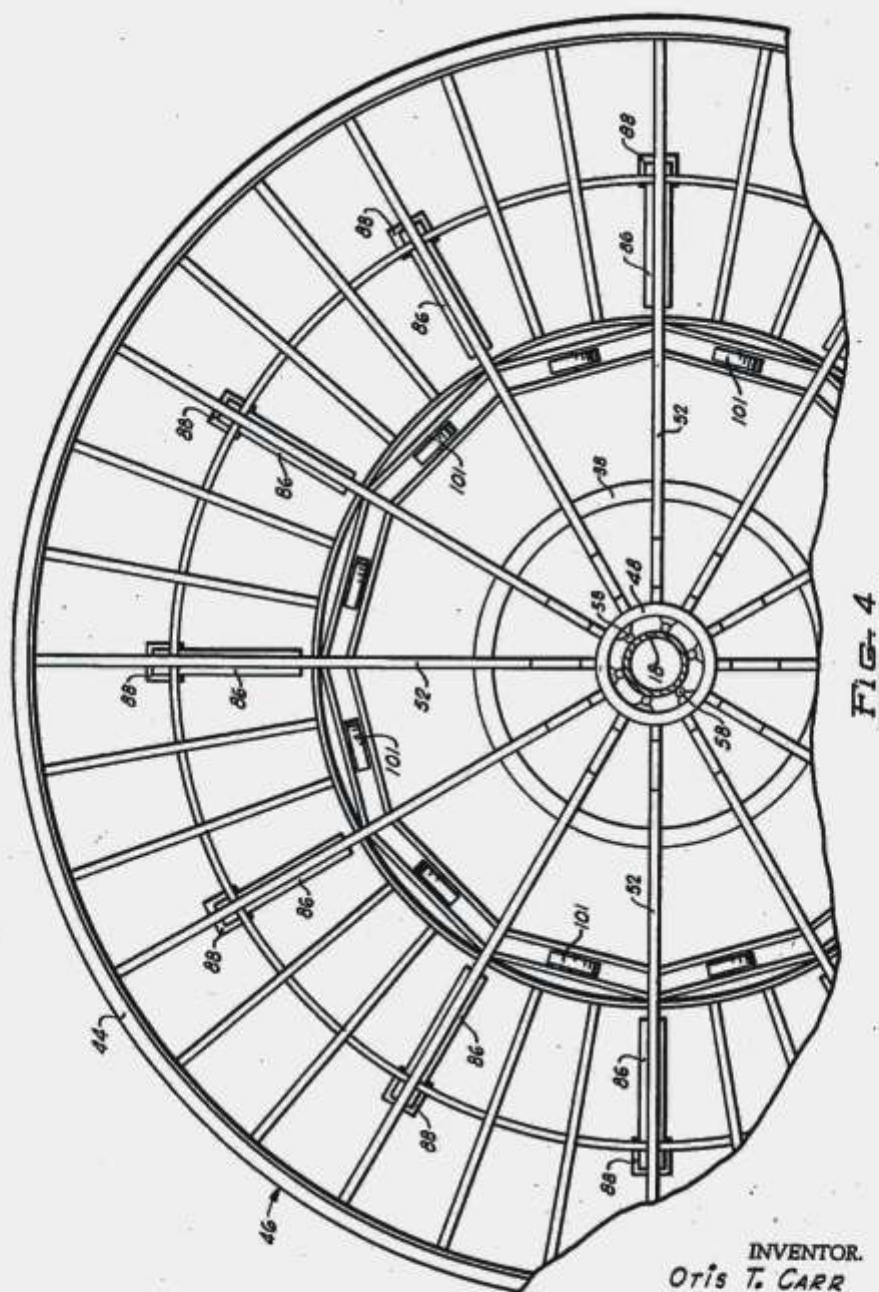
O. T. CARR

2,912,244

AMUSEMENT DEVICE

Filed Jan. 22, 1959

5 Sheets-Sheet 4



INVENTOR.
Otis T. Carr
BY *Gerry J. Dunlop*
ATTORNEY

Nov. 10, 1959

O. T. CARR
AMUSEMENT DEVICE

2,912,244

Filed Jan. 22, 1959

5 Sheets-Sheet 5

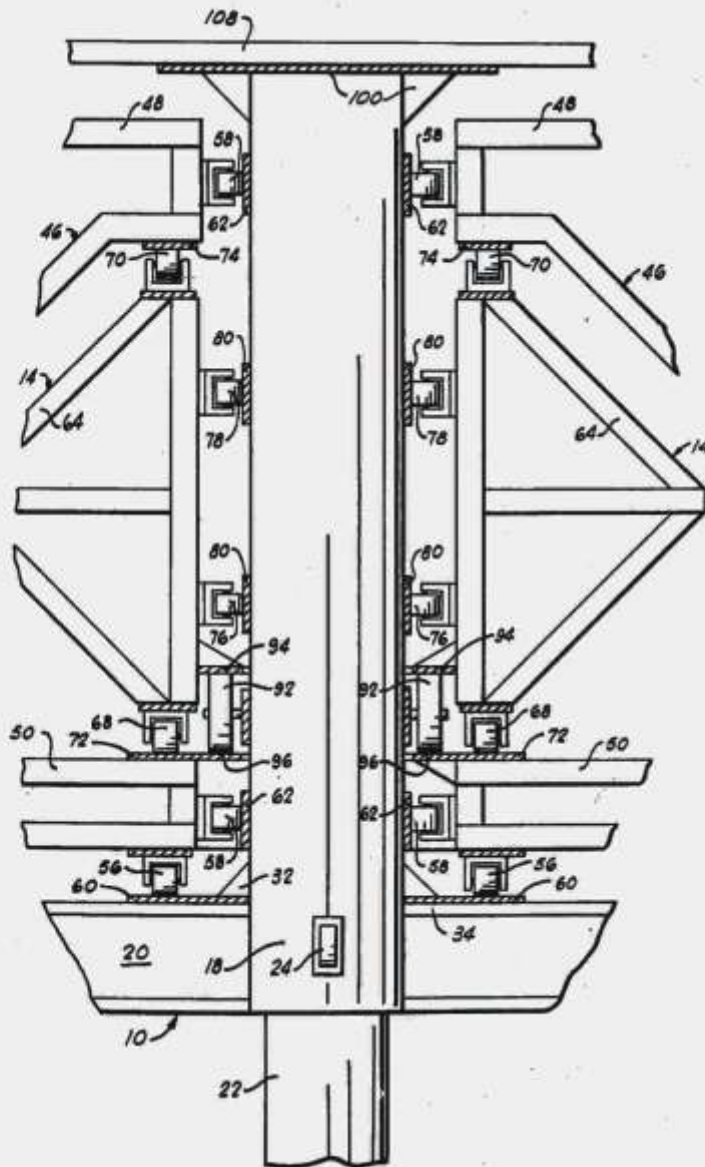


FIG. 6

INVENTOR.
OTIS T. CARR
BY *Jerry J. Dunlop*
ATTORNEY

1

2

2,912,244

AMUSEMENT DEVICE

Otis T. Carr, Baltimore, Md.

Application January 22, 1959, Serial No. 788,392

9 Claims. (Cl. 272-18)

This invention relates generally to improvements in amusement devices, and more particularly, to an improved amusement device of the type wherein the passengers will receive the impression of riding in an interplanetary space craft.

The present invention contemplates a novel amusement device having the overall configuration of a space craft and being formed in various sections, with portions of the sections being rotated in opposite directions to give the impression of movement to the passengers. It is also contemplated to move the craft up and down and display an animated movie of heavenly bodies above the passengers to give the passengers an impression of leaving the earth and approaching a distant planet or the like. This invention further contemplates the provision of electro-magnets, cones and the like carried by the oppositely rotating sections of the device, and windows through which the passengers may view these simulated objects to give the impression to the passengers that they are viewing the inner workings of an interplanetary space craft during flight of the craft. Finally, this invention contemplates the construction of the various portions of an amusement device simulating an interplanetary space craft in such a manner that the device may be easily transported in sections from one location to another and reassembled in a minimum of time.

An important object of this invention is to provide an amusement device wherein a passenger in the device receives the impression of flying in an interplanetary space craft.

Another object of this invention is to provide an amusement device having a general configuration of an interplanetary space craft and having oppositely rotating sections simulating the movement of various portions of such a space craft during flight.

A further object of this invention is to provide an amusement device simulating an interplanetary space craft and having a passenger cabin wherein the passengers may view various moving portions of the device to impress the passengers with flight in a space craft.

Another object of this invention is to provide an amusement device simulating an interplanetary space craft wherein the passengers will be physically moved a very minor distance and yet will receive the impression of flying in a space craft.

A further object of this invention is to provide a portable amusement device simulating an interplanetary space craft which may be easily disassembled and transported from one location to another.

A still further object of this invention is to provide an amusement device which is simple in construction, may be economically manufactured, and which will have a long service life.

Other objects and advantages of the invention will be evident from the following detailed description, when read in conjunction with the accompanying drawings which illustrate my invention.

In the drawings:

Figure 1 is an elevational view of an amusement device constructed in accordance with this invention.

Figure 2 is a vertical sectional view through the device illustrated in Fig. 1.

Figure 3 is a plan view of the landing gear for the amusement device, with the housing around the legs of the landing gear removed.

Figure 4 is a plan view of the supporting structure or frame work for the outer rotating shell of the amusement device shown in Figs. 1 and 2.

Figure 5 is a plan view of the central rotating assembly which rotates within the outer shell frame illustrated in Figs. 2 and 4.

Figure 6 is an enlarged sectional view illustrating the support and the drive between the inner rotating assembly and the outer rotating assembly.

Figure 7 is a plan view of the floor portion of the passenger cabin.

Referring to the drawings in detail, and particularly Figs. 1 and 2, a preferred embodiment of the present invention comprises, generally speaking, a supporting structure and landing gear 10, an outer rotating shell 12, an inner rotating assembly 14 (shown only in Fig. 2) and a passenger cabin 16 extending downwardly into the upper end portion of the outer shell 12. The landing gear and supporting mechanism 10 comprises a vertically extending tubular member 18 around which the outer shell 12 and inner rotating assembly 14 are journaled, as will be hereinafter set forth, and a plurality of legs 20 extending radially outward in circumferentially spaced relation from the lower end of the tubular member 18. The tubular member 18 is telescoped over a supporting stanchion 22 which may be in the form of a pipe, and the tubular member 18 is slidingly supported on the stanchion 22 by suitable wheels or rollers 24 to facilitate vertical movement of the member 18 on the stanchion 22, as will be hereinafter set forth. The stanchion 22 is preferably supported in a suitable foundation 25 to provide adequate strength for the amusement device.

A suitable jack 26, preferably a hydraulic jack, is anchored in the foundation 25 underneath the outer end portion of each of the landing gear legs 20 and is provided with an extension 28 extending upwardly into connection with the respective leg 20. The jacks 26 are operated simultaneously to raise and lower the landing gear and supporting structure 10, as will be described. A suitable shaped housing 30 is preferably secured around each of the landing gear legs 20 to provide a streamlined appearance. It may be noted that each of the legs 20 is preferably constructed out of a structurally strong member, such as an I-beam, and is secured to the lower end portion of the tubular member 18 by suitable braces 32 and plates 34 to assure a rigid and adequate connection of the legs 20 to the tubular member 18.

A pair of rollers 36 (see also Fig. 3) are rotatably supported adjacent the outer end portion of each leg 20 of the landing gear and are arranged to engage a circular track 38 (Figs. 2 and 4) for partially supporting the outer shell 12 and inner rotating assembly 14 as will be described. Also, a suitable drive motor 40 (Fig. 3) is mounted on one of the legs 20 of the landing gear and is connected through a suitable gear box 42 to one of the rollers 36 to rotate the outer shell 12 with respect to the landing gear and supporting structure 10. The roller 36 connected to the drive motor 40 may be suitably chained (not shown) to its companion roller 36 to assure an adequate drive connection between the drive motor 40 and the circular track 38.

The shell 12 (Fig. 2) is tubular in configuration, with the diameter of the central portion thereof substantially

larger than the diameter at the opposite ends thereof, and is supported in an upright position to give the general appearance of two saucers placed face-to-face. The outer edge portion 44 of the shell 12 is preferably formed of partially transparent material, such as Plexiglas, and is illuminated from within (not shown) to provide a band of light around the central portion of the shell 12. The remainder of the shell 12 is formed of any desired opaque and relative strong material, such as aluminum-laminated Masonite sheets.

The shell 12 is supported on a frame generally designated by reference character 46 and illustrated in Figs. 2 and 4. The frame 46 is circular in plan, as viewed in Fig. 4, and is substantially U-shaped in cross-section (as shown in Fig. 2) to provide an upper horizontally extending portion 48 and a lower horizontally extending portion 50 which extend from adjacent the support-member 18 outwardly to the central portion of the shell 12. The frame 46 may be easily formed with industrial square steel tubing 52 formed into a truss with bracing of steel rods 54. With this construction, the frame 46 may be easily fabricated in sections for convenient assembly, or the entire frame 46 may be lifted off of the supporting member 18 and transported to another location.

Support of the frame 46 and the outer shell 12 is provided by the track 38 (previously mentioned) which is secured on the lower face of the lower horizontally extending portion 50 of the frame 46 in a position to engage the rollers 36 carried by the landing gear legs 20. Additional support for the frame 46 is provided by rollers 56 (Fig. 6) secured around the inner edge of the lower portion 50 of the frame, and rollers 58 secured around the inner periphery of both portions 48 and 50 of the frame. The rollers 56 are arranged in circumferentially spaced relation around the inner periphery of the frame 46 and engage a circular track 60 supported by the legs 20 of the landing gear. The track 60 may be an extension of the upper plate 34 shown in Fig. 3. The rollers 58 engage tracks 62 extending circumferentially around the supporting member 18 to accommodate any radial forces imposed on the frame 46. It will be understood that any desired number of the rollers 58 may be provided around the inner periphery of the frame 46 to provide the necessary support. It will thus be apparent that when the drive motor 49 is placed in operation, the rollers or wheels 36 operated by the motor 40 will engage the track 38 to rotate the shell 12 in one direction around the longitudinal axis of the supporting member 18. The rollers 56 will engage the track 60, and the rollers 58 will engage the tracks 62 during such rotation of the outer shell 12 and frame 46.

The inner rotating assembly 14 is generally annular-shaped, as illustrated in Fig. 5, for movement around the supporting member 18 between the upper and lower horizontally extending portions 48 and 50 of the frame 46. The assembly 14 is also preferably constructed as a frame out of square steel tubing 52 formed into a truss with steel rods 54 for bracing, and is provided with a double conically-shaped framework 64 adjacent the supporting member 18. The framework 64 is provided to support a covering material 66 of any suitable type, such as laminated metal or plastic, to simulate a solid member in the central portion of the amusement device, which in turn simulates a portion of a space craft, such as the power unit for the craft. The covering material 66 may be corrugated if desired. The framework 64, as illustrated in Fig. 6, is also provided to support the rotating assembly 14 on the supporting member 18 and the frame 46. A plurality of rollers 68 are provided around the lower face of the framework 64, and a plurality of rollers 70 are provided around the upper face of the framework 64 to engage circular tracks 72 and 74, re-

spectively, which are mounted on the frame 46. The rollers in each set of rollers 68 and 70 are provided in circumferentially spaced relation around the inner periphery of the rotating assembly 14 to accommodate vertical thrusts imposed on the rotating assembly 14. Additional rollers 76 and 78 are provided around the inner periphery of the framework 64 to engage tracks 80 extending circumferentially around the supporting member 18 to accommodate radial thrusts imposed on the central rotating assembly 14. It will be apparent that any desired number of rollers 76 and 78 may be provided around the inner periphery of the framework 64 to adequately support the rotating assembly 14.

I also prefer to support a plurality of conically-shaped members 82 in the outer edge portion of the central rotating assembly 14. Each conically-shaped member 82 may be easily formed out of a suitable sheet material, such as laminated aluminum or plastic, and is supported at its opposite ends by suitable trunnions 84 to extend through the truss comprising the frame of the central rotating assembly 14. The conically-shaped members 82 are preferably provided in circumferentially spaced relation around the assembly 14, as illustrated in Fig. 5, and are positioned to move through simulated electro-magnets 86 supported around the frame 46, as illustrated in Figs. 2 and 4. Each simulated electro-magnet 86 may be formed in horse shoe shape out of any suitable sheet material, and is provided with tubing or the like 88 around a portion thereof to simulate the winding of an electro-magnet. I further prefer to secure a plurality of plates 90 in spaced relation around the upper face of the rotating assembly 14 to simulate capacitor plates in a space craft. The plates 90 may be formed out of any suitable material, such as aluminum laminated Masonite, to provide a striking appearance.

The inner rotating assembly 14 is driven by a friction or dead wheel 92 pivotally supported on the tubular member 18, as illustrated in Fig. 6, engaging circular plate 94 and 96 carried by the inner rotating assembly 14 and the frame 46, respectively. The plates 94 and 96 are arranged in vertically spaced relation with sufficient distance therebetween to frictionally engage opposite portions of the wheel 92. It will therefore be apparent that when the frame 46 is turned in one direction, the plate 96 will engage the periphery of the wheel 92 to drive the wheel 92 and in turn drive the central rotating assembly 14 in an opposite direction by frictional engagement of the wheel 92 with the plate 94. Therefore, the various conically-shaped members 82 will be moved successively through the simulated electro-magnets 86 and give the appearance of the generation of electrical energy.

The cabin 16 is supported on the upper end of the tubular supporting member 18 and is rigidly secured to the member 18 by bracing 100 to move with the supporting member 18 and to be prevented from rotating with the shell 12 or rotating assembly 14. Additional support is provided by a plurality of rollers 101 carried by the frame 46 engaging a complementary track on the bottom of the cabin. The cabin 16 is constructed out of a suitable framework 102 covered by suitable sheet material 104, such as aluminum laminated with Masonite, on the outer surface of the framework and any other suitable material 106, such as Masonite, around the inner surface of the framework. It will be understood that substantially strong members 108 must be provided in the floor of the cabin 16 to adequately support passengers in the cabin. As illustrated in Fig. 7, a plurality of transparent windows 110 are provided adjacent the outer and inner peripheries of the floor of the cabin 16, through which passengers in the cabin may adequately view the inner rotating assembly 14 and the frame 46.

Passengers may either stand or sit in the cabin 16 and may gain entrance and exit from the cabin through suitable doors 112 as illustrated in Fig. 2. It will also be

noted that the upper edge portion 114 of the outer shell 12 is extended upwardly to overlap the lower end portion of the cabin 16. A portion of the upper edge 114 of the shell 12 is removed, as at 116 in Fig. 1, such that passengers may enter the cabin 16 through the doors 112. Simulated port holes 118 are provided around the upper edge portion of the cabin 16 to further simulate an interplanetary space craft. It will be noted, however, that the port holes 118 are preferably covered with an opaque material on the inside of the cabin 16 to prevent the passengers from seeing familiar objects outside of the cabin 16.

A dome 120 is preferably provided in the top central portion of the cabin 16 and the under surface thereof is covered with a suitable material 122, such as cloth or the like, which will display a movie scene. A projector 124 is suitably mounted in the central portion of the floor of the cabin 16 to project an animated movie onto the screen 122 during operation of the amusement device. The movie displayed by the projector 124 is preferably an animated movie of heavenly bodies made in such a manner that the heavenly bodies displayed on the screen 122 will appear to come closer to and move away from the passengers during operation of the amusement device to give the impression of interplanetary flight.

In summarizing the operation of the preferred amusement device, the passengers are directed into the cabin 16 through the opening 116 in the upper edge portion of the shell 12 and through the doors 112. The doors 112 are then securely fastened in closed positions and the passengers are thereafter prevented from viewing any object outside of the amusement device during the simulated flight. The drive motor 40 is then placed in operation to rotate the shell 12 and frame 46 in one direction, while the friction wheel 92 drives the inner rotating assembly 14 in an opposite direction. Passengers in the cabin 16 will then view the movement of the inner rotating assembly 14 and the frame 46 through the windows 110 to receive the impression of watching the inner workings of a space craft. Also, suitable lighting effects (not shown) are preferably provided in the shell 12 to illuminate the moving parts. Simultaneously with rotation of the shell 12 and the inner rotating assembly 14, the jacks 26 are actuated to raise the supporting member 18 on the stanchion 22. This upward movement of the supporting member 18 will be rather minor, but will be sufficient to give the sensation of rising to the passengers in the closed cabin 16. It will be observed that when the supporting member 18 is raised, the shell 12 and inner rotating assembly 14 are simultaneously raised to retain the vertical relationship between the cabin 16 and the remainder of the apparatus viewed by passengers in the cabin. Also, simultaneously with rotation of the shell 12 and rotating assembly 14, the movie is displayed by the projector 124 on the screen 122 on the dome of the cabin to give the passengers the impression of approaching one or more heavenly bodies. The jacks 26 are then operated in the opposite direction to lower the cabin 16 and the movie projected by the projector 124 may then provide an impression on the screen 122 that the passengers are returning to earth.

From the foregoing it will be apparent that the present invention provides an amusement device which will give the impression and sensation to patrons or passengers of the device that they are taking an interplanetary flight. The device includes counter-rotating sections simulating the inner workings of a space craft and these moving sections may be easily viewed by passengers in the device. Also, the passengers are slightly raised during operation of the device to simulate flight from the earth and a movie is simultaneously displayed to give the impression of approaching a heavenly body. It will also be apparent that the construction of the amusement device is such that the device may be easily disassembled and moved from one location to another. It will further

be apparent that the present amusement device is simple in construction, may be economically manufactured and will have a long service life.

Changes may be made in the combination and arrangement of parts or elements as heretofore set forth in the specification and shown in the drawings, it being understood that changes may be made in the embodiment disclosed without departing from the spirit and scope of the invention as defined in the following claims.

I claim:

1. In an amusement device simulating a space ride, the combination of: an outer tubular shell, the diameter of the central portion of said outer shell being substantially larger than the diameter at the opposite ends thereof, means for supporting the outer shell in an upright position with the largest diameter thereof extending horizontally, means for rotating the outer shell about its longitudinal axis, a plurality of simulated electro-magnets carried in circumferentially spaced relation in the outer shell, an annular-shaped frame rotatably supported concentrically in the outer shell, means for simultaneously turning said frame in a direction opposite to the rotation of the outer shell, conically-shaped members carried by said frame in positions for movement through the simulated electro-magnets in the outer shell, a passenger cabin having a floor therein, means for non-rotatably supporting the cabin above the outer shell with the floor of the cabin positioned within the upper end portion of the outer shell, and transparent windows in the floor of the cabin for viewing movement of the outer shell and said frame from the interior of the cabin.

2. An amusement device as defined in claim 1 wherein said means for supporting said outer shell comprises a tubular support member extending downwardly from the cabin through the outer shell and said frame, a base portion on the lower end of said tubular support member simulating a landing gear, cooperating rollers and tracks supporting the outer shell on the base portion, and means for raising and lowering said base portion during rotation of the outer shell and said frame.

3. In an amusement device simulating a space ride, the combination of: a vertically extending supporting member, a passenger cabin mounted on the upper end of the supporting member and having transparent windows in the floor thereof, an outer shell extending downwardly and outwardly from the lower end portion of the cabin and then inwardly and downwardly toward the supporting member, a first frame extending radially inward from the outer shell and having a generally U-shaped cross section with upper and lower horizontally extending portions, means rotatably supporting said first frame on the supporting member, a second frame rotatably supported on the supporting member for rotary movement horizontally between the upper and lower horizontally extending portions of the first frame, and means for rotating said first and second frames in opposite directions to simulate movement of the inner workings of a space craft as viewed from the cabin.

4. An amusement device as defined in claim 3 characterized further to include at least one jack connected to said supporting member for raising and lowering the cabin and first and second frames during rotary movement of said frames.

5. An amusement device as defined in claim 3 wherein said supporting member is a tube, and characterized further to include a fixed stanchion telescoped into the supporting member for holding the supporting member vertical, legs extending outwardly in circumferentially spaced relation from the supporting member below the lower horizontal portion of the first frame simulating a landing gear for the device, rollers carried by each leg, a circular track on the lower horizontal portion of the first frame arranged to ride on said rollers during rotation of the first frame, and a jack connected to each leg of the

7

8

landing gear for raising and lowering the supporting member on the stanchion during rotation of said frames.

6. An amusement device as defined in claim 5 wherein said means for rotatably supporting the first frame on the supporting member includes a track around the supporting member opposite each of the upper and lower horizontal portions of the first frame, and a plurality of rollers carried by each of the upper and lower horizontal portions of the first frame in circumferentially spaced relation in positions to engage the respective track.

7. An amusement device as defined in claim 5 wherein said means for rotatably supporting the second frame on the supporting member comprises a pair of vertically spaced tracks around the supporting member, two sets of circumferentially spaced rollers carried by the second frame in positions to engage said tracks on the supporting member, circular tracks on the upper and lower horizontal portions of the first frame, and circumferentially spaced rollers on the upper and lower faces of the second frame for engaging the last-mentioned circular tracks.

8. An amusement device as defined in claim 3 wherein

said means for rotating said frames in opposite directions comprises concentric annular plates secured around the first and second frames in vertically spaced relation adjacent the supporting member, a friction wheel carried by the supporting member in a position to engage said plates and drive the second frame in one direction upon rotation of the first frame in an opposite direction, and means for rotating the first frame.

9. An amusement device as defined in claim 3 characterized further to include a movie projector in the cabin arranged to project a movie of heavenly bodies on the interior of the cabin and provide passengers in the cabin with a sensation of interplanetary space flight.

References Cited in the file of this patent

UNITED STATES PATENTS

754,532	Austen et al.	Mar. 15, 1904
868,369	Stewart et al.	Oct. 15, 1907
981,672	Napp	Jan. 17, 1911
1,818,647	Pronnecke	Aug. 11, 1931

5

10

15

20